Prima Distance Learning Packet

PARNASSUS PREPARATORY SCHOOL
Classical Schooling for the Art of Life

Scholar Name (first & last): _____

Parent/Guardian Signature: _____

Classroom Teacher: _____

Week of April 27- May 1, 2020

Monday **Check box when completed** ☐	**Reading** *Reading Mastery 1: Read Story 71 and complete worksheet 71 (pages 1-2). Reread Story 71 **Math** *Written Assessment 18 (page 3).	**Penmanship** *Lowercase Alphabet (page 4) Trace and write	**Science** *Do "I read Closely" worksheet. Color the circle next to the sentence that goes with the picture. (Page 5)	**History** *Color map & follow directions to find the buried treasure. (Page 6)
Tuesday **Check box when completed** ☐	**Reading** *Reading Mastery 1: Read Story 72 and complete worksheet 72 pg 7-8. Reread Story 72 **Math** *Lesson 96: Guided Practice & homework (pg 9-10) *Lesson 96: Fact Practice (pg 11)	**Penmanship** *Lowercase Alphabet: Trace and write (pg 12)	**Latin** *Animal Noises: Write the animal's name in Latin on the top line. Write what the animal says on the bottom line. Leave the big boxes at the end for Thursday. **Spanish** *Practice your classroom object vocabulary flashcards. Spanish to English then English to Spanish.	**Art:** *Art Assignment: Statue of Liberty (video available on teacher webpage under "Art").
Wednesday **Check box when completed** ☐	**Reading** *Reading Mastery 1: Read Story 73 and complete worksheet 73 (pg 13-14). Reread Story 73 **Math** *Lesson 97: Guided Practice & homework (pg 15-16) *Lesson 97:Fact Practice (pg 17)	**Penmanship** *April Rain Song Part One- Trace and write (pg 18)	**Science** *Do "I read and understand" worksheet. Fill in the blanks. Color the circle next to the correct answer. (pg 19)	**P.E.** *Week 4: Warm up, dribble card, jump shot, quick feet.
Thursday **Check box when completed** ☐	**Reading** *Reading Mastery 1: Read Story 74 and complete worksheet 74 (pg 20-21). Reread Story 74 **Math** *Lesson 98: Guided Practice & homework (pg 22-23) *Lesson 98:Fact Practice (pg 24)	**Penmanship** *April Rain Song Part Two- trace and write (pg 25)	**Latin** *Finish the worksheet from Tuesday. Now do the big boxes. Draw all of the big animals in the first box. Draw all of the small animals in the second box. **Spanish** *Complete the "Classroom Objects" worksheet.	**Music** *Trace and copy the word quarter note. Trace and copy the quarter notes.
Friday **Check box when completed** ☐	**Reading** *Read aloud to someone for 15 minutes and complete any incomplete worksheets **Math** *Lesson 99: Guided Practice & homework (pg 26-27) *Fact Assessment 14 (pg 28)	**Penmanship** *April Rain Song Part Three Trace and Write (pg 29)	**History** *Matching the landform word to the picture & color. (pg 30) *William Shakespeare Day 4/23: Recite the Winter poem! (pg 31)	**Character Pillar Reflection** *Perseverance: Life Building Blocks (pg 32) **Bonus Pages:** -Counting Things (pg 33) -Squares (pg 34)

*** means you must complete**

1. What did sandy like to do? _____

2. What was inside the shed?

_____

- dogs
- a truck
- a red trāin car
- a yellōw trāin car

3. What was in the trāin car? _____

- tv sets
- dogs
- trucks
- boys

4. Who was hīdiñg inside the trāin car? _____

- a man
- sandy
- many men
- a truck

5. The men were gōiñg to lōad the tv sets into a _____.

- red trāin car
- yellōw trāin car
- truck
- bōat

6. Who stopped sandy? _____

- an ōld man
- a big man
- a dog
- a girl

---

pam got mad at jane.

1. circle the word that tells who got mad at jane.

2. make a line under the word at.

3. make a box around the word that tells who pam got mad at.

look at the picture on page 187 of your rēader.

1. what is inside the trāin car? _____

2. who is inside the trāin car? _____

3. do the men see sandy? _____

---

there once was a mēan man who had a tv set. one dāy he kicked the set bēcause it did not work well. then he took it out. a little girl picked it up and clēaned it up. she took it home and gave it a big hug. the tv was so happy that it worked well from that dāy on.

1. who kicked the tv set? _____

2. who was mēan? _____

3. whȳ did he kick the tv set? _____

_____

4. who clēaned up the tv set? _____

5. did the tv set work well for the girl? _____

Name .
(Draw a line segment for your name.)

Written Assessment 18

Saxon Math 1 (for use with Lesson 95-2)

Date _____

Day of the Week _____

1. There were four books on the table. Patty put three of the books in the closet. Draw a picture and write a number sentence to show how many books are on the table now.

Number sentence _____

How many books are on the table now? _____ book

2. How many more pink hearts than red hearts did the children cut out? _____

Hearts

Red	♡	♡	♡	♡			
Pink	♡	♡	♡	♡	♡	♡	

3. Julie put her pennies in groups of 10.

How many groups of 10 does she have? _____ groups of 10

How many extra pennies does she have? _____ extra pennies

How many pennies does she have altogether? _____ pennies

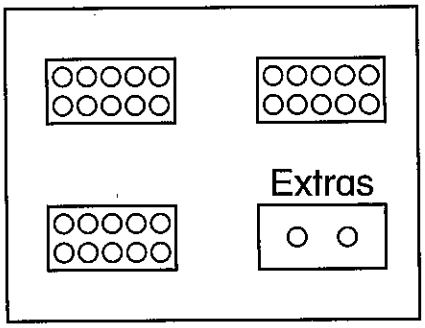

4. Fill in the answers.

6 + 5 = _____	9 + 8 = _____	6 + 7 = _____
4 + 5 = _____	8 + 7 = _____	3 + 4 = _____

5. Dustin's receipt at the classroom store looked like this:

How much money did he spend for the two items? _____

		dimes	pennies	
eggs		4	3	¢
rolls	+	1	3	¢
Total				¢

This page may not be reproduced without permission of Harcourt Achieve Inc.

The Lowercase Alphabet

FACTS

Lowercase letters are the small letters.
The first letters of the alphabet are **a** through **n**.

Trace lowercase letters **a** through **n**.
Then write these letters in lowercase on your own.

a a a a art

h h h h ham

b b b b bad

i i i i ill

c c c c cat

j j j j jet

d d d d dot

k k k k kit

e e e e egg

l l l l lot

f f f f fit

m m m m mad

g g g g get

n n n n not

Name: _____

I Read Closely

Read. Mark the sentence that goes with the picture.



- ❍ The sun is a night star.
- ❍ The light of the sun helps us see.



- ❍ Animals eat plants for food.
- ❍ The heat of the sun keeps us warm.



- ❍ Plants and animals need food.
- ❍ The sun gives us light and heat.



- ❍ We need the sun to live.
- ❍ The sun helps plants grow.

Color in the map and mark the pirate's path to find the buried treasure!

Name:

1. The pirate started on Parrot Hill.
2. He walked east to his ship at Shark's Cove.
3. He sailed south until he hit land.
4. He walked west to Peg Leg Point.
5. You found the treasure! Mark this spot with an X!



© 2016 BrainPOP. All rights reserved.

Name _____ Worksheet 72 Side 1

1. what did sandy like to do? _____

2. where was the trāin car? in a _____
   - strēēt - shed - shad - school

3. what was inside the trāin car? _____
   - tv sets - an elf - a hound - thrēē men

4. who stopped sandy when she
   trīed to lēave the shed? a _____
   - big dog - big cat - little man - big man

5. sandy tōld the man that
   she was looking for her _____.
   - hound dog - socks - brother - elf

6. did the big man let her go? _____

7. where did she go when
   she left the shed? _____
   - home - to the trāin - to the school
   - to a store

---

sid gave the ball to jan.

1. circle the word that tells who gave the ball to jan.

2. make a box around the word to.

3. make a line under the word that tells who sid gave the ball to.

look at the picture on page 190 of your rēader.

1. who has a hat? _____

2. who is hōldiñg a book? _____

3. who looks mēan? _____

---

hōmer was a hound who lived nēar the rāil rōad yard. he had a loud bark. the man at the yard got mad at him bēcause hōmer was loud. but one dāy the hōrn fell off the big trāin. one man said, "I will get a hōrn." he came back with hōmer. now the trāin has a hōrn, and hōmer can bark all he wants.

1. who had a loud bark? _____

2. whȳ did the man get mad at hōmer?

_____

3. what fell off the big trāin? _____

4. is hōmer happy now? _____

Name .
(Draw a line segment for your name.)

Guided Class Practice 96A

Saxon Math 1 (for use with Lesson 96)

Date _____

Day of the Week _____

Tally marks

1. Write the number eighty-seven 3 more times. How many digits are on the line? _____

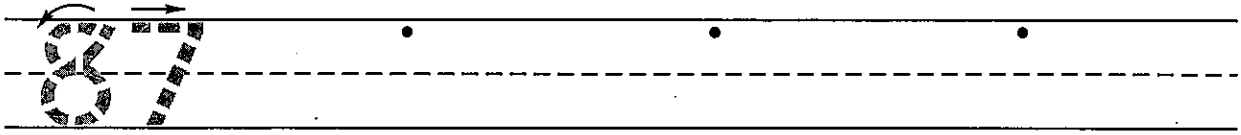

2. Molly has two rolls.
Draw the rolls.
She cut each roll into four equal pieces.
Show how she cut the rolls.
How many pieces
of roll does she have? _____ pieces

3. Fill in the missing numbers.

$6 + \square = 10$ $3 + \square = 10$ $\square + 9 = 10$

4. Draw congruent shapes on the geoboards. (Congruent shapes are the same size and shape.)

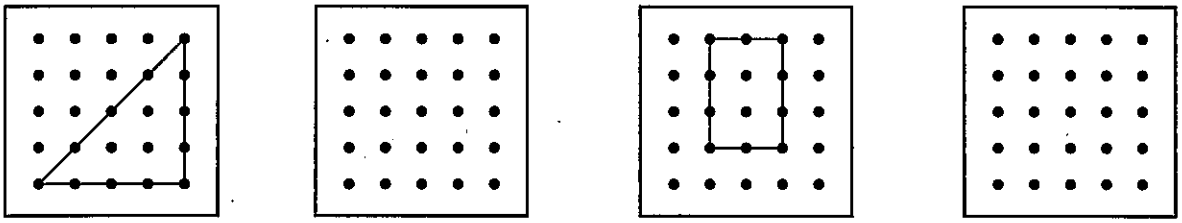

5. Number the clockface. Show half past seven on both clocks.

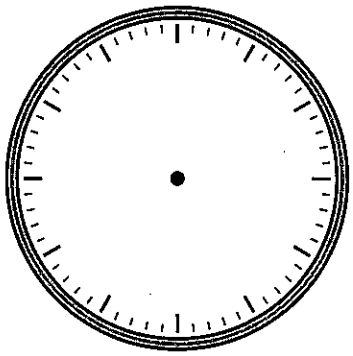

6. Trace the longest line segment using a yellow crayon.
Trace the shortest line segment using a red crayon.
Trace the second-shortest line segment using a blue crayon.

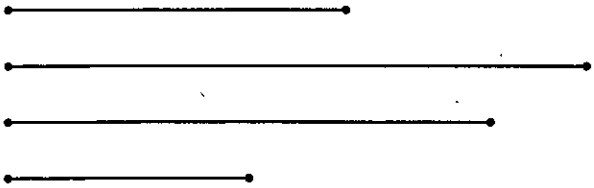

This page may not be reproduced without permission of Harcourt Achieve Inc.

Name _____

Homework 96B

*Saxon Math 1 (for use with **Lesson 96**)*

1. Finish these number patterns.

25, 24, 23, _____, _____, _____, _____, _____, _____, _____

1, 3, 5, _____, _____, _____, _____, _____, _____, _____

2. Clayton has three rolls.
Draw the rolls.
He cut each roll into two equal pieces.
Show how he cut the rolls.

How many pieces
of roll does he have? _____ pieces

3. Fill in the missing numbers.

☐ + 7 = 10 1 + ☐ = 10 ☐ + 2 = 10

4. Draw congruent shapes on the geoboards. (Congruent shapes are the same size and shape.)

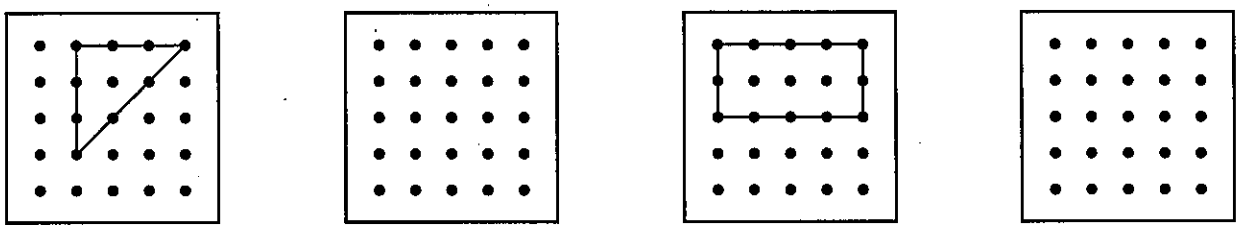

5. Number the clockface. Show half past five on both clocks.

☐ : ☐

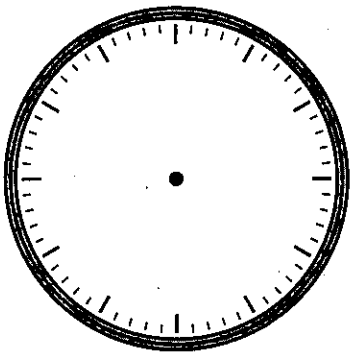

6. Trace the longest line segment using a yellow crayon.
Trace the shortest line segment using a red crayon.
Trace the second-shortest line segment using a blue crayon.

This page may not be reproduced without permission of Harcourt Achieve Inc.

Name _____

Class Fact Practice **96A**

*Saxon Math 1 (for use with **Lesson 96**)*

Set 14: Sums of 10

3 + □ = 10	8 + □ = 10	□ + 4 = 10	5 + □ = 10	□ + 1 = 10
2 + □ = 10	6 + □ = 10	□ + 5 = 10	□ + 3 = 10	9 + □ = 10
7 + □ = 10	□ + 1 = 10	5 + □ = 10	4 + □ = 10	□ + 8 = 10
9 + □ = 10	□ + 2 = 10	6 + □ = 10	□ + 5 = 10	□ + 7 = 10

This page may not be reproduced without permission of Harcourt Achieve Inc.

The Lowercase Alphabet



FACTS

The letters in most words are in lowercase.
The last letters of the alphabet are **o** through **z**.

Trace lowercase letters **o** through **z**.
Then write these letters in lowercase on your own.

o o o o odd

u u u u up

p p p p pat

v v v v vet

q q q q quit

w w w w wet

r r r r rag

x x x x x-ray

s s s s sit

y y y y yes

t t t t tap

z z z z zip

Can you think of some words beginning with the letters **a** through **z**?

1. sandy ran from the _____.
   - shad
   - big dog
   - shed
   - strēēt

2. she tōld the cop about the missing _____.
   - truck
   - bōat
   - man
   - trāin car

3. who counted the cars of every trāin? _____
   - the cop
   - big bill
   - a tēacher
   - a boy

4. big bill was the man sandy had sēēn at the _____.

5. how many cars did big bill sāy were in the trāin? _____
   - ninety-nine
   - one hundred
   - one
   - two

6. was big bill telling a līe? _____

---

ted kissed pam thrēē times.

1. circle the word thrēē.

2. make a box around the word that tells who ted kissed.

3. circle the word that tells who kissed pam.

look at the picture on page 193 of your rēader.

1. what did sandy drop? _____

2. is big bill walkin̄g? _____

3. how many cops do you see? _____

---

ann had a white truck. she had a bed and a bath tub inside the truck. ann worked hard all dāy. then she went home. but she didn't go home to a house. she went home to her white truck. she would take a bath and then go to bed.

1. who had a white truck? _____

2. inside the truck she had a bed and a _____.

3. what was ann's home? _____

4. what would ann do after she took a bath?

_____

Name .
(Draw a 3-inch line segment for your name.)

Guided Class Practice 97A

*Saxon Math 1 (for use with **Lesson 97**)*

Date _____

Day of the Week _____

Tally marks

1. Write the number eighty-eight 3 more times. How many digits are on the line? _____

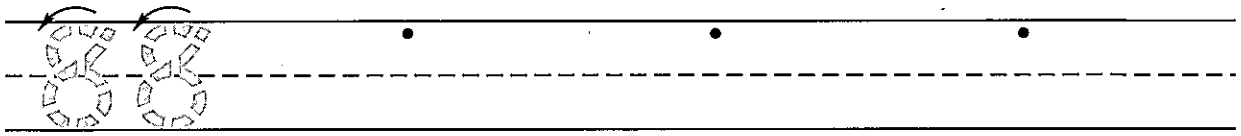

2. Gary had two number cards with the numbers **13** and **25.** Tom gave him three more number cards with the numbers **42, 16,** and **21.** Draw a picture and write a number sentence to show how many number cards Gary has now.

Number sentence _____

How many number cards does Gary have now? _____ number cards

3. Put the number cards in Problem 2 in order from least to greatest.

least greatest

4. Draw a congruent shape on the geoboard. Trace each side using a different color.
How many sides does this shape have? _____ sides

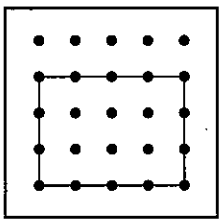



5. Fill in the missing numbers.

$\square + 2 = 10$ $\quad 1 + \square = 10$ $\quad \square + 4 = 10$

6. Add 10 to each number.

41	87	19

$$\begin{array}{r} 62¢ \\ +\ 10¢ \\ \hline \end{array} \qquad \begin{array}{r} 43¢ \\ +\ 10¢ \\ \hline \end{array} \qquad \begin{array}{r} 17¢ \\ +\ 10¢ \\ \hline \end{array}$$

This page may not be reproduced without permission of Harcourt Achieve Inc.

Name _____

Homework 97B

*Saxon Math 1 (for use with **Lesson 97**)*

1. Circle the one that is different.

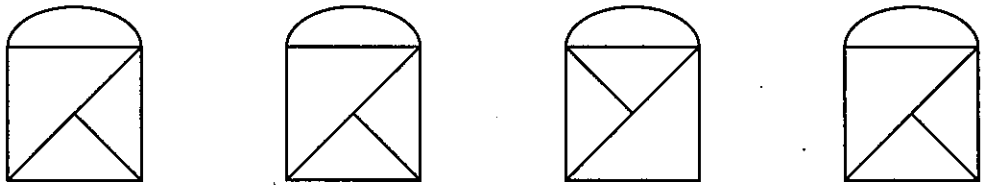

2. Dalton had four number cards with the numbers **23, 16, 35,** and **19.** Justin gave him one more number card with the number **27.** Draw a picture and write a number sentence to show how many number cards Dalton has now.

Number sentence _____

How many number cards does Dalton have now? _____ number cards

3. Put the number cards in Problem 2 in order from least to greatest.



4. Draw a congruent shape on the geoboard. Trace each side using a different color.

How many sides does this shape have? _____ sides

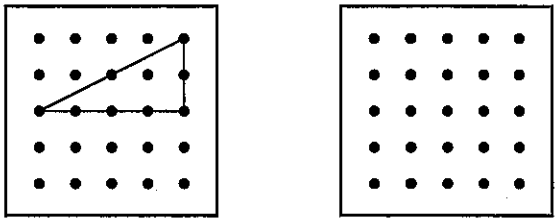

5. Fill in the missing numbers.

☐ + 5 = 10 7 + ☐ = 10 ☐ + 9 = 10

6. Add 10 to each number.

39	84	11

$$\begin{array}{r} 54¢ \\ +\ 10¢ \\ \hline \end{array} \qquad \begin{array}{r} 23¢ \\ +\ 10¢ \\ \hline \end{array} \qquad \begin{array}{r} 13¢ \\ +\ 10¢ \\ \hline \end{array}$$

This page may not be reproduced without permission of Harcourt Achieve Inc.

Name _____

Class Fact Practice **98A**

*Saxon Math 1 (for use with **Lesson 98**)*

Set 14: Sums of 10

3 + □ = 10	8 + □ = 10	□ + 4 = 10	5 + □ = 10	□ + 1 = 10
2 + □ = 10	6 + □ = 10	□ + 5 = 10	□ + 3 = 10	9 + □ = 10
7 + □ = 10	□ + 1 = 10	5 + □ = 10	4 + □ = 10	□ + 8 = 10
9 + □ = 10	□ + 2 = 10	6 + □ = 10	□ + 5 = 10	□ + 7 = 10

This page may not be reproduced without permission of Harcourt Achieve Inc.

Student Name _____ Date _____

April Rain Song Part One

Let the rain kiss you.

Let the rain beat upon

your head with silver

liquid drops.

Absolutely the fastest and easiest way to teach reading - www.ReadingKEY.com

Materials provided from your friends at www.handwritingworksheets.com

Name: _____

I Read and Understand

Read and answer.

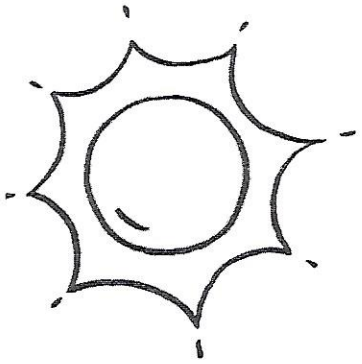

1. The sun is a ____.
   - ❍ moon
   - ❍ star

2. The sun gives us light and ____.
   - ❍ heat
   - ❍ earth

3. The sun helps plants ____.
   - ❍ give
   - ❍ grow

4. Plants are ____ for animals.
   - ❍ food
   - ❍ light

5. We need the ____ to live.
   - ❍ people
   - ❍ sun

1. who counted the cars on every trāin? _____

● the cop ● a tēacher ● sandy

2. big bill looked very _____.

● nēat ● mēal ● mēan ● mēat

3. where did the cop take sandy and the others?

to the _____

● shad ● store ● shed ● town

4. what did they see outside the shed?

a _____

● white trunk ● white truck
● red truck ● trāin car

5. what were the men lōading into the truck?

_____

● tv sets ● trāin cars ● tracks ● trunks

6. was big bill happy? _____

---

jan sōld her bike to pam.

1. circle the word that tells who sōld the bike.

2. make a line under the word that tells who jan sōld the bike to.

3. make a box under the word to.

look at the picture on page 196 of your rēader.

1. who has her arm out? _____

2. what is the man in the shed hōlding? _____

3. is the back of the truck ōpen? _____

---

jane worked at a pet shop. one dāy a man came to the pet shop with a big truck. the man said, "jane, lōad this truck with pets."

jane said, "I can lōad that truck with pets very fast."

the man did not think that she could lōad it very fast. but jane did it. she lōaded the truck with one pet elephant.

1. who worked at the pet shop? _____

2. a man came to the pet shop with a big _____.

3. what did the man want in the truck? _____

4. did jane lōad the truck very fast? _____

Name .
(Draw a 2-inch line segment for your name.)

Date _____

Day of the Week _____

Guided Class Practice 98A

*Saxon Math 1 (for use with **Lesson 98**)*

Tally marks

1. Write the number eighty-nine 2 more times. How many digits are on the line? _____

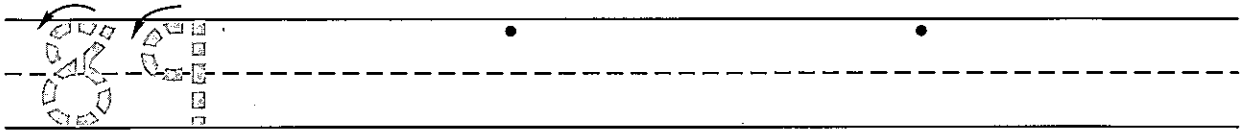

2. Danielle made six bookmarks. She gave two to Michael. Draw a picture and write a number sentence to show how many bookmarks she has now.

Number sentence _____

Answer _____ bookmarks

3. How much money is this? _____



4. Measure this line segment using inches. _____ inches

5. Put these number cards in order from least to greatest.

24	32	16	27

least			greatest

6. Choose 5 numbers on the hundred number chart. Add 10 to each number.

○	○	○	○	○
+ 10	+ 10	+ 10	+ 10	+ 10
□	□	□	□	□

This page may not be reproduced without permission of Harcourt Achieve Inc.

Name _____

Homework 98B

Saxon Math 1 (for use with Lesson 98)

1. Finish these number patterns.

5, 10, 15, ____, ____, ____, ____, ____, ____, ____

35, 36, 37, ____, ____, ____, ____, ____, ____, ____

2. Craig made nine bookmarks. He gave two bookmarks to Stephanie. Draw a picture and write a number sentence to show how many bookmarks he has now.

Number sentence _____

Answer _____ bookmarks

3. How much money is this? _____



4. Write the answers.

3 + 7 = ____ 8 + 9 = ____ 6 + 5 = ____

5. Put these number cards in order from least to greatest.

42	25	26	12

least			greatest

6. Add 10 to each number.

83	16	39

19 ¢ + 10 ¢ 6 ¢ + 10 ¢ 25 ¢ + 10 ¢

This page may not be reproduced without permission of Harcourt Achieve Inc.

Name _____

Class Fact Practice **98A**

*Saxon Math 1 (for use with **Lesson 98**)*

Set 14: Sums of 10

3 + □ = 10	8 + □ = 10	□ + 4 = 10	5 + □ = 10	□ + 1 = 10
2 + □ = 10	6 + □ = 10	□ + 5 = 10	□ + 3 = 10	9 + □ = 10
7 + □ = 10	□ + 1 = 10	5 + □ = 10	4 + □ = 10	□ + 8 = 10
9 + □ = 10	□ + 2 = 10	6 + □ = 10	□ + 5 = 10	□ + 7 = 10

This page may not be reproduced without permission of Harcourt Achieve Inc.

Student Name _____ Date _____

April Rain Song Part Two

Let the rain sing you a lullaby.

the rain makes still pools on the sidewalk.

Absolutely the fastest and easiest way to teach reading - www.ReadingKEY.com

Materials provided from your friends at www.handwritingworksheets.com

Name .

(Draw a 3-inch line segment for your name.)

Guided Class Practice 99A

***Saxon** Math 1 (for use with **Lesson 99**)*

Date _____

Day of the Week _____

Tally marks

1. Write the number ninety 3 more times. How many digits are on the line? _____

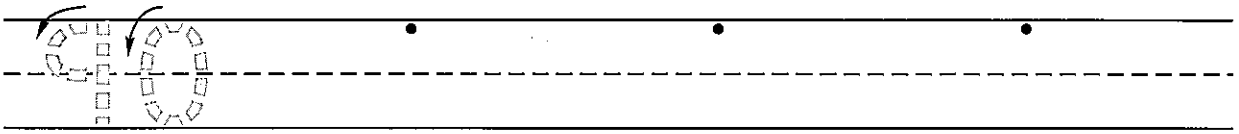

2. Write a story for the number sentence **6 + 2 = 8.**

_____

_____

_____

3. Color each congruent shape on the calendar using the same color. Use red, yellow, and blue.

4. What was the date of the first Monday in March?

_____

5. Draw the date tag for March 20.

March

Sunday	Monday	Tuesday	Wednesday	Thursday	Friday	Saturday
1	2	3	4	5	6	7
8	9	10	11	12	13	14
15	16	17	18	19		

6. Someone put the number cards in the box in order. One card is missing. Cross out the number cards you cannot use. Circle the number card that belongs in the space with the **A**.

16	23	29	A	36

42	27	34	38

7. Color the penny brown. How much money is this? _____



This page may not be reproduced without permission of Harcourt Achieve Inc.

Name _____

Homework 99B

Saxon Math 1 (for use with Lesson 99)

1. Fill in the missing numbers.

			44		46				50
51				55					

2. Write a story for the number sentence **4 + 3 = 7.**

_____

_____

_____

3. Color each congruent shape on the calendar using the same color. Use red, yellow, and blue.

4. What was the date of the first Wednesday in January?

_____

5. Draw the date tag for January 16.

January

Sunday	Monday	Tuesday	Wednesday	Thursday	Friday	Saturday
	1	2	3	4	5	6
7	8	9	10	11	12	13
14	15					

6. Someone put the number cards in the box in order. One card is missing. Cross out the number cards you cannot use. Circle the number card that belongs in the space with the **B.**

14	27	B	35	38	41	37	36	32

7. Color the pennies brown. How much money is this? _____



This page may not be reproduced without permission of Harcourt Achieve Inc.

Name _____

Fact Assessment **14**

Saxon *Math 1 (for use with* ***Lesson 100-1)***

Set 14: Sums of 10

$\square + 2 = 10$	$5 + \square = 10$	$7 + \square = 10$	$\square + 9 = 10$	$4 + \square = 10$
$\square + 3 = 10$	$\square + 8 = 10$	$1 + \square = 10$	$6 + \square = 10$	$\square + 5 = 10$
$9 + \square = 10$	$\square + 2 = 10$	$4 + \square = 10$	$\square + 5 = 10$	$3 + \square = 10$
$\square + 6 = 10$	$\square + 7 = 10$	$8 + \square = 10$	$\square + 1 = 10$	$4 + \square = 10$

This page may not be reproduced without permission of Harcourt Achieve Inc.

Student Name _____ Date _____

April Rain Song Part Three

The rain makes running pools in
the gutter.
The rain plays a little sleep song
on our roof at night,
And I love the rain.

Absolutely the fastest and easiest way to teach reading - www.ReadingKEY.com

Materials provided from your friends at www.handwritingworksheets.com

Name _____ Draw a line to match the landform word to the picture.

mountain

valley

hill

volcano

plains

river

lake

ocean

island

canyon

desert

William Shakespeare

Shakespeare Day is April 23rd!

William Shakespeare was an English poet, playwright and actor and is considered by many to be one of the greatest writers of the English language!

Winter

(From "Love's Labour's Lost")

When icicles hang by the wall,
And Dick the shepherd blows his nail,
And Tom bears logs into the hall,
When blood is nipp'd and ways be foul,
And milk comes frozen home in pail,
Tu-who, a merry note,
Then nightly sings the staring owl,
Tu-whit;
And coughing drowns the parson's saw,
While greasy Joan doth keel the pot.

When all aloud the wind doth blow,
When roasted crabs hiss in the bowl,
And birds sit brooding in the snow,
And Marion's nose looks red and raw,
While greasy Joan doth keel the pot.
Then nightly sings the staring owl,
Tu-whit;
Tu-who, a merry note,
While greasy Joan doth keel the pot.

Video with modeled read-aloud: https://www.youtube.com/watch?v=VeS0CZ6YeL0

Perseverance: Life Building Blocks

Directions: When you were growing up, as a baby, you had to learn many new skills. These skills were not necessarily learned quickly and easily. You had to KEEP TRYING and NOT GIVE UP! Even when you were a baby you started using perseverance. As you grew up you continued to use perseverance. In the boxes below draw a picture of the sentence that is written above the box.

A.) Learning how to crawl:

B.) Draw a picture of you or someone you know learning how to ride a bike.

Bonus Page

How many objects are there in each group or set?
Write the number in the box.



3



















FACTS

This is a square. A square has four sides of the same length and four corners.



Complete these squares. Use a ruler.



Cross out (X) all the squares.

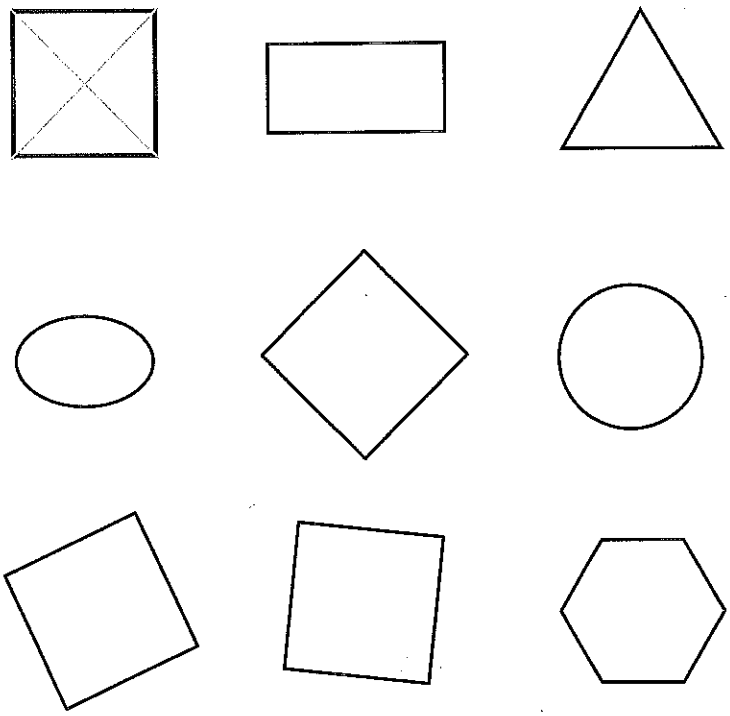

Draw six squares.

Hundreds Chart

1	2	3	4	5	6	7	8	9	10
11	12	13	14	15	16	17	18	19	20
21	22	23	24	25	26	27	28	29	30
31	32	33	34	35	36	37	38	39	40
41	42	43	44	45	46	47	48	49	50
51	52	53	54	55	56	57	58	59	60
61	62	63	64	65	66	67	68	69	70
71	72	73	74	75	76	77	78	79	80
81	82	83	84	85	86	87	88	89	90
91	92	93	94	95	96	97	98	99	100