

3G Learning Packet Week 7 Checklist

This checklist is how we are taking attendance during these weeks of distance learning. Be sure to note who your homeroom teacher is, so we can make sure your work is going to the correct teacher! Also, please remember to write your name on your checklist so we can count you as “present” for attendance! The attached learning packet is your homework for the week. ***Your main focus each day is reading, math, and math facts.*** Titles of assignments, as well as page numbers in parenthesis (), are on the checklist to help you work on the correct assignments each day. Please read all directions on the checklist before contacting your teachers. If you still have questions after reading directions, please contact your homeroom teacher and she can help you!

You have two options for completing your packet by next Friday: 1) Complete Monday’s work when new packets are delivered on Friday so that you have four days of work Monday through Thursday and you’re done by next Friday; OR 2) Divide Friday work up between Monday through Thursday.

Please note that all Audio Recordings and Video Recordings of lessons can be accessed on the 3G Teacher Website at: www.parnassusteachers.com **Password: Pegasus** The webpage is updated weekly with new recordings for each week being added under the subject tabs. We encourage you to get familiar with the website and utilize these additional teacher materials weekly to assist your scholars with their learning tasks.

Parents, please sign this checklist at the end of the week. Signing off on this checklist lets us know that your child completed his/her schoolwork for the week and also allows us to count them “present” for attendance. Completed packets can be sent to your child’s homeroom teacher via email (scanning in, or taking pictures, and attaching those images to an email), or they will be picked up by Parnassus busses on Friday morning.

Homeroom Teacher: _____ **Scholar Name:** _____

Assignments marked with an asterisk (*) are required. For Reading, only do the homework for YOUR reading teacher. We encourage you to complete as many of the other assignments you are able to. We ask that you write your name on all assignments, as these packets are taken apart for grading. Thank you!

Monday:

Subject	Assignment	Minutes
Reading (30 min/day)	<p>*Reading Mastery 2 (RM2) (Ms. Penn): Complete Lesson 136: Use the audio recording to assist you in practicing the vocabulary column like we do each day in class. Ms. Penn will email these to you daily. Follow teacher cues in the audio recording for this while tracking in your textbook. Next: read the story along with the audio recording for your first reading. Then practice re-reading the story to yourself or a family member for fluency practice. Lastly: answer the textbook questions on the paper provided in your packet (pages 5-6). Be sure to write down the lesson number and number your answers.</p> <p>*Reading Mastery 3 (RM3) (Ms. Miller/ Ms. Stutzman): Complete Lesson 124: Use the audio recording to assist you in practicing the vocabulary column like we do each day in class. (Audio Files are located on the 3G teacher webpage at www.parnassusteacher.com Password: Pegasus under the “Reading Mastery 3” tab) Follow teacher cues in the audio recording for this while tracking in your textbook. Next: read the story along with the audio recording for your first reading. Then practice re-reading the story to yourself or a family member for fluency practice. Lastly: answer the textbook questions on the paper provided in your packet (pages 7-8). Be sure to write down the lesson number and number your answers.</p> <p>*Novels - The Wizard of Oz (Ms. Bluemke/ Ms. Hasner): “<i>The Wizard of Oz</i>”: Read Chapter 9 on pages 66-72. Complete questions for Chapter 9 using your best cursive penmanship and complete sentences. (use worksheet in packet on page 9) (Audio recording for this reading can be found on the 3G Teacher webpage at www.parnassusteachers.com Password: Pegasus under the “Novels” tab.)</p>	

	<u>Optional - Enrichment Activities:</u> Use Study Island to practice Reading Skills or complete supplemental activities provided by your teacher. Use Epic to Read or complete supplemental assignments provided by your teacher.	
Math (30 min/day)	<p>*Complete Lesson 101: In your textbook on pages 470-471, read the lesson and complete Lesson Practice on a piece of loose leaf paper. Then on pages 472-473, complete Mixed Practice Problems: 1, 2, 3, 5, 8, 10, 15, 16, 19, 27. Use the Math Grid paper provided in the packet on pages 11-12. Please write the lesson number on your paper, show your work and add labels when needed. (Math instruction videos for MOST of this week's lessons can be found on the 3G Teacher webpage at www.parnassusteachers.com Password: Pegasus under the "Math" tab.)</p> <p><u>Optional - Enrichment Activities:</u> Use Xtra Math or Study Island to practice Math skills or complete supplemental activities assigned by your teacher.</p>	
Math Facts	*Timed Test A (100 Addition Facts) 5 Minutes (on page 13)	
Penmanship	Cursive Capital Letter "V" (Worksheet on page 14)	
History	Story of the World: Listening to Chapter 6, Part A Audio Recording "Strangers and Saints in Plymouth"; Answer questions 1-3 on the worksheet (pages 15-16). Follow directions on the worksheet and remember to write in complete sentences. (Audio recordings are found on the 3G website at www.parnassusteachers.com Password: Pegasus under the "History" tab.)	
Science	The Human Body: Muscular System - Watch the Read Aloud for " <i>The Human Body: Muscular System</i> " (1 Recording) (Read Aloud video and recording is located on the 3G Teacher Webpage at www.parnassusteachers.com Password: Pegasus You can access this recording under the "Science" tab.)	

Tuesday:

Reading	<p>*Reading Mastery 2 (RM2) (Ms. Penn): Complete Lesson 137: Use the audio recording to assist you in practicing the vocabulary column like we do each day in class. Ms. Penn will email these to you daily. Follow teacher cues in the audio recording for this while tracking in your textbook. Next: read the story along with the audio recording for your first reading. Then practice re-reading the story to yourself or a family member for fluency practice. Lastly: answer the textbook questions on the paper provided in your packet (pages 19-20). Be sure to write the lesson number and number your answers.</p> <p>*Reading Mastery 3 (RM3) (Ms. Miller/ Ms. Stutzman): Complete Lesson 125: Use the audio recording to assist you in practicing the vocabulary column like we do each day in class. (Audio Files are located on the 3G teacher webpage at www.parnassusteacher.com Password: Pegasus under the "Reading Mastery 3" tab) Follow teacher cues in the audio recording for this while tracking in your textbook. Next: read the story along with the audio recording for your first reading. Then practice re-reading the story to yourself or a family member for fluency practice. Lastly: answer the textbook questions on the paper provided in your packet (pages 21-22). Be sure to write down the lesson number and number your answers.</p> <p>*Novels - The Railway Children (Ms. Bluemke/ Ms. Hasner): "<i>The Wizard of Oz</i>": Read Chapter 10 (pages 73-81) Complete Questions for Chapter 10 using your best cursive penmanship and complete sentences. (use worksheet in packet on pages 23-24) (Audio recording for this reading can be found on the 3G Teacher webpage at www.parnassusteachers.com Password: Pegasus under the "Novels" tab.)</p> <p><u>Optional - Enrichment Activities:</u> Use Study Island to practice Reading Skills or complete</p>	
---------	---	--

	supplemental activities provided by your teacher. Use Epic to Read or complete supplemental assignments provided by your teacher.	
Math	<p>*Complete Lesson 102: In your textbook on pages 474 - 476, read the lesson and complete Lesson Practice on a piece of loose leaf paper. Then on pages 476-478, complete Mixed Practice Problems: 1, 2, 3, 4, 6, 8, 9, 16, 21, 22. Use the Math Grid paper provided in the packet (pages 25-26). Please write the lesson number on your paper, show your work and add labels when needed. (Math instruction videos for MOST of this week's lessons can be found on the 3G Teacher webpage at www.parnassusteachers.com Password: Pegasus under the "Math" tab.)</p> <p><u>Optional - Enrichment Activities:</u> Use Xtra Math or Study Island to practice Math skills or complete supplemental activities assigned by your teacher.</p>	
Math Facts	*Timed Test A (100 Addition Facts) 5 Minutes (on page 27)	
Penmanship	Cursive Capital Letter "X" (Worksheet on page 28)	
Art	*(in Art Packet) Discuss Spirit of '76 by Archibald Willard; draw/color an American eagle (view video)	
Spanish	<p>*Page 2 (in Spanish Packet): Complete the conjugation chart and translate the verbs. Additional resources can be found at the teachers website, Spanish section, 3G tab, Distance Learning and Resources.</p> <p><u>Optional - Enrichment Activities:</u> Read the story, check your comprehension. Then, read the story to your parents. Answer any questions they have. Parents sign at the bottom to show that you read it to them and answered their questions.</p>	
Latin	<p>*Lesson 17, page 3 (in Latin Packet)</p> <p>-noun review: decline murus (wall, 2nd declension masculine) and telum (weapon, 2nd declension neuter).</p> <p>-laboro and adoro in the imperfect tense. You have been doing this for a few weeks now, I hope it is getting easier! Use the example of voco on your grammar sheet as a model if needed.</p> <p><u>Optional - Enrichment Activities:</u> This page is not required for this week's work but may be completed if you have extra time or want the challenge. There are more detailed directions on this sheet for completing it.</p>	

Wednesday:

Reading	<p>*Reading Mastery 2 (RM2) (Ms. Penn): Complete Lesson 138: Use the audio recording to assist you in practicing the vocabulary column like we do each day in class. Ms. Penn will email these to you daily. Follow teacher cues in the audio recording for this while tracking in your textbook. Next: read the story along with the audio recording for your first reading. Then practice re-reading the story to yourself or a family member for fluency practice. Lastly: answer the textbook questions on the paper provided in your packet (pages 31-32). Be sure to write the lesson number and number your answers.</p> <p>*Reading Mastery 3 (RM3) (Ms. Miller/ Ms. Stutzman): Complete Lesson 126: Use the audio recording to assist you in practicing the vocabulary column like we do each day in class. (Audio Files are located on the 3G teacher webpage at www.parnassusteacher.com Password: Pegasus under the "Reading Mastery 3" tab) Follow teacher cues in the audio recording for this while tracking in your textbook. Next: read the story along with the audio recording for your first reading. Then practice re-reading the story to yourself or a family member for fluency practice. Lastly: answer the</p>	
---------	--	--

	<p>textbook questions on the paper provided in your packet (pages 33-34). Be sure to write the lesson number and number your answers.</p> <p>*Novels - The Wizard of Oz (Ms. Bluemke/ Ms. Hasner): <i>“The Wizard of Oz”</i>: Read Chapter 11 (pages 82-97). Complete Questions for Chapter 11 using your best cursive penmanship and complete sentences. (use worksheet in packet on pages 35-37) (Audio recording for this reading can be found on the 3G Teacher webpage at www.parnassusteachers.com Password: Pegasus under the “Novels” tab.)</p> <p><u>Optional - Enrichment Activities:</u> Use Study Island to practice Reading Skills or complete supplemental activities provided by your teacher. Use Epic to Read or complete supplemental assignments provided by your teacher.</p>	
Math	<p>*Complete Lesson 103: In your textbook, on pages 479-481, read the lesson and complete Lesson Practice on a piece of loose leaf paper. Then on pages 481-483, complete Mixed Practice Problems: 3, 4, 8, 9, 12, 14, 15, 17, 22, 30. Use the Math Grid paper provided in the packet (pages 39-40). Please write the lesson number on your paper, show your work and add labels when needed. (Math instruction videos for MOST of this week’s lessons can be found on the 3G Teacher webpage at www.parnassusteachers.com Password: Pegasus under the “Math” tab.)</p> <p><u>Optional - Enrichment Activities:</u> Use Xtra Math or Study Island to practice Math skills or complete supplemental activities assigned by your teacher.</p>	
Math Facts	<p>*Timed Test A (100 Addition Facts) 5 Minutes (on page 41)</p>	
Penmanship	<p>Use cursive penmanship to write the first 10 words on spelling list 96-100 (3 times each) on the penmanship paper provided in your packet (pages 48-50). Use spelling lists provided in the packet on pages 43-47 (save this spelling list at home for future use each week.) (The spelling list can also be found on the 3G webpage at www.parnassusteachers.com Password: Pegasus under the “Add’l Resources” tab on the very bottom”)</p>	
Science	<p>The Human Body: Muscular System- On page 51, read the article on <i>“Your Muscles”</i> and complete the worksheet on <i>“Your Muscles”</i> (page 52)</p>	
Physical Ed.	<p>*Soccer (Week 2: May 18-22): <i>“I can kick accurately to a target with my soccer skills”</i> (pages 53-62)</p> <p><u>Optional - Enrichment Activities:</u> Daily Activities</p>	

Thursday:

Reading	<p>*Reading Mastery 2 (RM2) (Ms. Penn): Complete Lesson 139: Use the audio recording to assist you in practicing the vocabulary column like we do each day in class. Ms. Penn will email these to you daily. Follow teacher cues in the audio recording for this while tracking in your textbook. Next: read the story along with the audio recording for your first reading. Then practice re-reading the story to yourself or a family member for fluency practice. Lastly: answer the textbook questions on the paper provided in your packet (pages 65-66). Be sure to write the lesson number and number your answers.</p> <p>*Reading Mastery 3 (RM3) (Ms. Miller/ Ms. Stutzman): Complete Lesson 127: Use the audio recording to assist you in practicing the vocabulary column like we do each day in class. (Audio Files are located on the 3G teacher webpage at www.parnassusteacher.com Password: Pegasus under the “Reading Mastery 3” tab) Follow teacher cues in the audio recording for this while tracking in your textbook. Next: read the story along with the audio recording for your first reading. Then practice re-reading the story to yourself or a family</p>	
---------	--	--

	<p>member for fluency practice. Lastly: answer the textbook questions on the paper provided in your packet (pages 67-68). Be sure to write the lesson number and number your answers.</p> <p>*Novels - The Wizard of Oz (Ms. Bluemke/ Ms. Hasner): <i>"The Wizard of Oz"</i>: Read Chapter 12 (pages 98-114). Complete Questions for Chapter 12 using your best cursive penmanship and complete sentences. (use worksheet in packet on pages 69-72) (Audio recording for this reading can be found on the 3G Teacher webpage at www.parnassusteachers.com Password: Pegasus under the "Novels" tab.)</p> <p><u>Optional - Enrichment Activities:</u> Use Study Island to practice Reading Skills or complete supplemental activities provided by your teacher. Use Epic to Read or complete supplemental assignments provided by your teacher.</p>	
Math	<p>*Complete Lesson 104: In your textbook on pages 484 - 486, read the lesson and complete Lesson Practice on a piece of loose leaf paper. Then on pages 386-487, complete Mixed Practice Problems: 5, 6, 7, 9, 11, 14, 15, 16, 18, 29. Use the Math Grid paper provided in the packet (pages 73-74). Please write the lesson number on your paper, show your work and add labels when needed. (Math instruction videos for MOST of this week's lessons can be found on the 3G Teacher webpage at www.parnassusteachers.com Password: Pegasus under the "Math" tab.)</p> <p><u>Optional - Enrichment Activities:</u> Use Xtra Math or Study Island to practice Math skills or complete supplemental activities assigned by your teacher.</p>	
Math Facts	<p>*Timed Test A (100 Addition Facts) 5 Minutes (on page 75)</p>	
Penmanship	<p>Use cursive penmanship to write the next 10 words on spelling list 96-100 (3 times each) on the penmanship paper provided in your packet (pages 77-79). Use spelling lists provided in earlier packet (pages 43-47) (The spelling list can also be found on the 3G webpage at www.parnassusteachers.com Password: Pegasus under the "Add'l Resources" tab on the very bottom")</p>	
Music	<p>*Pages 1 and 2 (in Music Packet): Complete page 2 by using page 1 to fill in the notes on the treble clef staff to spell the words below. (Page 1 is the keep at home sheet that contains the note names found on the treble clef.)</p>	
Spanish	<p>*Page 3 (in Spanish Packet): Complete the conjugation chart and insert the verb, conjugated correctly.</p> <p><u>Optional - Enrichment Activities:</u> Read the story, check your comprehension. Then, read the story to your parents. Answer any questions they have. Parents sign at the bottom to show that you read it to them and answered their questions.</p>	
Latin	<p>*Lesson 17, page 4 (in Latin Packet) -Translate the sentences. Do as much as you can, watch your endings carefully for verb tense and to see if your nouns are singular or plural!</p> <p><u>Optional - Enrichment Activities:</u> This page is not required for this week's work but may be completed if you have extra time or want the challenge. There are more detailed directions on this sheet for completing it.</p>	

Friday:

Reading	<p>*Reading Mastery 2 (RM2) (Ms. Penn): Complete Lesson 140: Today is a test day - You will complete the comprehension questions for Test 14 that accompanies Lesson 140 in your textbook. Be sure to number your answers and use your best penmanship on the</p>	
---------	--	--

	<p>paper provided (pages 83-84). Ms. Penn will be connecting with you individually to have you do a fluency check in with her for this lesson (page 85). Be sure to write the lesson number and number your answers.</p> <p>*Reading Mastery 3 (RM3) (Ms. Miller/ Ms. Stutzman): Complete Lesson 125: Use the audio recording to assist you in practicing the vocabulary column like we do each day in class. (Audio Files are located on the 3G teacher webpage at www.parnassusteacher.com Password: Pegasus under the "Reading Mastery 3" tab) Follow teacher cues in the audio recording for this while tracking in your textbook. Next: read the story along with the audio recording for your first reading. Then practice re-reading the story to yourself or a family member for fluency practice. Lastly: answer the textbook questions on the paper provided in your packet (pages 87-88). Be sure to write the lesson number and number your answers.</p> <p>*Novels - The Wizard of Oz (Ms. Bluemke/ Ms. Hasner): "<i>The Wizard of Oz</i>": Read Chapter 13 (pages 115-119). Complete Questions for Chapter 13 using your best cursive penmanship and complete sentences. (use worksheet in packet on pages 89-90) (Audio recording for this reading can be found on the 3G Teacher webpage at www.parnassusteachers.com Password: Pegasus under the "Novels" tab.)</p> <p><u>Optional - Enrichment Activities:</u> Use Study Island to practice Reading Skills or complete supplemental activities provided by your teacher. Use Epic to Read or complete supplemental assignments provided by your teacher.</p>	
Math	<p>*Complete Lesson 105: In your textbook on pages 488-489, read the lesson and complete Lesson Practice on a piece of loose leaf paper. Then on pages 489-491, complete Mixed Practice Problems: 5, 6, 7, 8, 9, 10, 12, 13, 28, 29, 30. Use the Math Grid paper provided in the packet (pages 91-92). Please write the lesson number on your paper, show your work and add labels when needed. (Math instruction videos for MOST of this week's lessons can be found on the 3G Teacher webpage at www.parnassusteachers.com Password: Pegasus under the "Math" tab.)</p> <p><u>Optional - Enrichment Activities:</u> Use Xtra Math or Study Island to practice Math skills or complete supplemental activities assigned by your teacher.</p>	
Math Facts	*Timed Test A (100 Addition Facts) 5 Minutes (on page 93)	
Penmanship	Write your character pillar reflection in your best cursive penmanship. (On page 97)	
History	Story of the World: Finish answering questions 4-5 on the worksheet from Ch. 6 Part A Monday. Next Listen to Chapter 6, Part B Audio Recording "The Dutch in the New World"; Answer all questions on the worksheet for Ch 6 Part B (pages 95-96). Follow directions on the worksheet and remember to write in complete sentences. (Audio recordings are found on the 3G website at www.parnassusteachers.com Password: Pegasus under the "History" tab.)	
Character Development	Use the Integrity character pillar reflection sheet (page 97). Follow the directions on the worksheet. Think about how you have seen the character pillar of integrity shown in the world, in your community or in your home this week. After using your best cursive to write out the definition, use complete sentences to write about three examples of integrity that you have seen demonstrated this week.	

Parent Signature: _____

Date: _____

3G Distance Learning Guide Sheet for Parents

Teacher Information:

Ms. Bluemke: bluemke@parnassusprep.com

Google Voice Number: (612)354-6261

Ms. Hasner: hasner@parnassusprep.com

Google Voice Number: (612)405-4142

Ms. Miller: miller2@parnassusprep.com

Google Voice Number: (612)354-6314

Ms. Stutzman: stutzman@parnassusprep.com

Google Voice Number: (612)361-1591

Note when calling our Google Voice numbers

We may not always be able to answer your call, but please leave a message. This helps us prepare a response to any questions or concerns you may have when we return your call. We will respond to your voicemails within 24 hours as we may not be able to respond the same day you leave a message. Thank you for your patience in this!

Suggested Distance Learning Schedule:

Daily:

Reading: 30 minutes

Math: 30 minutes

Math Facts: 5 Minutes

Penmanship: 10 minutes

Monday:

Science: 15 minutes

History: 15 minutes

Tuesday:

Spanish: 10 minutes

Latin: 10 minutes

Art: 20 minutes

Wednesday:

Science: 30 minutes

Physical Education: 20 minutes

Thursday:

Spanish: 10 minutes

Latin: 10 minutes

Music: 20 minutes

Friday:

History: 30 minutes

Character Development: 20 minutes

(Do not be overwhelmed by the schedule above. Have your child do as much of the packets each week that he/she can. Start with Reading, Math and Math Facts, and do what you can for the remaining subjects. Your child WILL NOT be penalized for an incomplete packet.)

*There are two options for completing 5 days of work in 4 days:

Option 1) Complete Monday work when your new packet is delivered on Friday, then complete Tuesday through Friday work Monday through Thursday.

Option 2) Divide up Friday work between Monday through Thursday.

**Please note that all Audio Recordings and Video Recordings of lesson information can be accessed on the 3G Teacher Website at: www.parnassusteachers.com Password: Pegasus These are updated weekly with new recordings for each week being added under the subject tabs. We encourage you to get familiar with the website and utilize these additional teacher materials weekly to assist your scholars with their learning tasks.

Due Date: Week 7 (May 18th-May 22nd)

You will recite this recitation to your teacher over the phone or over a Zoom call.

For Want of a Nail

(traditional Mother Goose rhyme)

For want of a nail, the shoe was lost
For want of the shoe, the horse was lost
For want of a horse, the rider was lost
For want of a rider, the battle was lost
For want of the battle, the kingdom was lost
And all for the want of a horseshoe nail.

Monday

Name: _____

Directions: Please circle the correct level of Reading Mastery. Remember to write the lesson number and number your answers.

Reading Mastery **2** or 3

Lesson # _____

[This area contains a large grid of faint, illegible text, likely a reading passage or a series of questions, which is mostly obscured by noise and low contrast.]

Name: _____

1. The first part of the document discusses the importance of maintaining accurate records in a business setting. It highlights how proper record-keeping can lead to better decision-making and operational efficiency. The text emphasizes that records should be kept up-to-date and organized, allowing for easy access when needed. This section also touches upon the legal implications of record-keeping, noting that businesses must comply with various regulations regarding data retention and privacy.

2. The second part of the document focuses on the role of technology in modern business operations. It explores how digital tools and software solutions have transformed the way companies manage their data and processes. The text discusses the benefits of automation, such as reduced human error and increased productivity. It also addresses the challenges of data security and the need for robust cybersecurity measures to protect sensitive information from cyber threats.

3. The third part of the document delves into the concept of data analytics and its application in business. It explains how companies can use large volumes of data to gain valuable insights into customer behavior, market trends, and operational performance. The text describes various analytical techniques and tools used to process and interpret data, highlighting the potential for data-driven decision-making to drive growth and innovation. It also mentions the importance of data quality and the need for accurate and reliable data sources.

4. The fourth part of the document discusses the importance of effective communication in a business environment. It emphasizes that clear and concise communication is essential for ensuring that all team members are on the same page and working towards common goals. The text provides tips for improving communication skills, such as active listening, using clear language, and providing regular updates. It also notes that effective communication is crucial for building strong relationships with clients and partners.

5. The fifth part of the document addresses the topic of project management and the importance of setting clear goals and timelines. It explains how project management tools and techniques can help businesses plan, execute, and monitor their projects effectively. The text discusses the benefits of having a structured approach to project management, including improved resource allocation and risk management. It also mentions the importance of regular communication and reporting to keep stakeholders informed of project progress.

6. The sixth part of the document discusses the importance of financial management in a business. It emphasizes that sound financial practices are essential for the long-term success and sustainability of a company. The text covers topics such as budgeting, cash flow management, and financial reporting. It provides advice on how to monitor financial performance and make informed decisions based on financial data. It also mentions the importance of seeking professional advice from accountants or financial advisors when needed.

7. The seventh part of the document discusses the importance of human resources management in a business. It emphasizes that a strong and motivated workforce is a key asset for any company. The text covers topics such as recruitment, training, and employee development. It provides tips for creating a positive work environment, fostering employee engagement, and promoting a culture of continuous learning. It also mentions the importance of fair compensation and benefits to attract and retain top talent.

8. The eighth part of the document discusses the importance of marketing and sales in a business. It emphasizes that effective marketing and sales strategies are essential for driving revenue and growing the company. The text covers topics such as market research, branding, and advertising. It provides advice on how to identify target markets, develop compelling marketing messages, and implement effective sales strategies. It also mentions the importance of tracking and measuring marketing and sales performance to optimize results.

9. The ninth part of the document discusses the importance of legal and regulatory compliance in a business. It emphasizes that businesses must stay up-to-date with the latest laws and regulations to avoid legal penalties and reputational damage. The text covers topics such as contract law, intellectual property, and data protection. It provides advice on how to consult with legal counsel and implement robust compliance programs. It also mentions the importance of maintaining accurate records of all legal and regulatory activities.

10. The tenth part of the document discusses the importance of innovation and continuous improvement in a business. It emphasizes that businesses must constantly seek out new ideas and ways to improve their products, services, and processes to stay competitive in a rapidly changing market. The text covers topics such as research and development, process optimization, and customer feedback. It provides advice on how to foster a culture of innovation, encourage employee ideas, and implement changes based on customer needs and market trends. It also mentions the importance of staying up-to-date with industry trends and technological advancements.

Name: _____

Directions: Please circle the correct level of Reading Mastery. Remember to write the lesson number and number your answers.

Reading Mastery 2 or **3**

Lesson # _____

[This area contains a grid of faint, illegible text, likely a reading passage or a series of questions, which is too light to transcribe accurately.]

Name: _____

Table with multiple columns and rows of text. The content is mostly illegible due to extreme blurriness, appearing as a grid of faint characters.

The Wizard of Oz

Chapter Nine: The Queen of the Field Mice

Directions: Answer questions using your best cursive, complete sentences and page numbers.

1. Who was freed by the death of the Wildcat?

.....

.....

.....

.....

.....

.....

.....

.....

.....

.....

2. What are the mice afraid of when the Scarecrow first asks them to help with the Lion?

.....

.....

.....

.....

.....

.....

.....

.....

.....

.....

3. How is the Lion rescued? (Explain in detail; use another sheet if you need to)

.....

.....

.....

.....

.....

.....

.....

.....

.....

.....

.....

Name: _____ Number: _____

ANSWER FORM

Mixed Practice Solutions

Show all necessary work. Please be neat.

Name _____

Date _____

Lesson _____

1.	2.	3.
4.	5.	6.
7.	8.	9.
10.	11.	12.
13.	14.	15.

16.

17.

18.

19.

20.

21.

22.

23.

24.

25.

26.


27.

28.

29.

30.

Name: _____



Write the letter and the words.

V V V V V

V V V V V V V

Vail Vermont Vista

Vanida Vivica Vuis

Write the sentences.

Val lives in Vienna.

Vir moved to Vineland.



Stroke
Description



1. Curve forward; slant;
undercurve; overcurve.

Story of the World Chapter 6A: New Colonies in the New World

Directions: Answer the questions below using complete sentences. Remember to write your answers in cursive and have a capital letter and an end mark.

**Example: Question-What were Spanish adventurers called?
Answer-Spanish adventurers were called Conquistadores.**

Strangers and Saints in Plymouth

1. When the Separatists fled England, which country did they go to first?

.....

.....

.....

.....

.....

.....

.....

.....

.....

.....

2. What was the name of the ship the Separatists used to travel to America?

.....

.....

.....

.....

.....

.....

.....

.....

.....

.....

3. Who were the “Strangers”?

.....

.....

.....

.....

.....

.....

.....

.....

.....

.....

4. What name did William Bradford give to the Separatists and the Saints?

.....

.....

.....

.....

.....

.....

5. What was the name of the Wampanoag warrior who helped the colonists? How did he help them?

.....

.....

.....

.....

.....

.....

.....

.....

.....

.....

.....

.....

.....

.....

.....

.....

.....

.....

.....

.....

.....

Tuesday

Name: _____

Directions: Please circle the correct level of Reading Mastery. Remember to write the lesson number and number your answers.

Reading Mastery **2** or 3

Lesson # _____

[This area contains a grid of faint, illegible text, likely a reading passage or test questions, which is too light to transcribe accurately.]

Name: _____

Directions: Please circle the correct level of Reading Mastery. Remember to write the lesson number and number your answers.

Reading Mastery 2 or **3**

Lesson # _____

Blank lined writing area for student responses.

Name: _____

156 157 158 159 160 161 162 163 164 165 166 167 168 169 170 171 172 173 174 175 176 177 178 179 180 181 182 183 184 185 186 187 188 189 190 191 192 193 194 195 196 197 198 199 200 201 202 203 204 205 206 207 208 209 210 211 212 213 214 215 216 217 218 219 220 221 222 223 224 225 226 227 228 229 230 231 232 233 234 235 236 237 238 239 240 241 242 243 244 245 246 247 248 249 250 251 252 253 254 255 256 257 258 259 260 261 262 263 264 265 266 267 268 269 270 271 272 273 274 275 276 277 278 279 280 281 282 283 284 285 286 287 288 289 290 291 292 293 294 295 296 297 298 299 300 301 302 303 304 305 306 307 308 309 310 311 312 313 314 315 316 317 318 319 320 321 322 323 324 325 326 327 328 329 330 331 332 333 334 335 336 337 338 339 340 341 342 343 344 345 346 347 348 349 350 351 352 353 354 355 356 357 358 359 360 361 362 363 364 365 366 367 368 369 370 371 372 373 374 375 376 377 378 379 380 381 382 383 384 385 386 387 388 389 390 391 392 393 394 395 396 397 398 399 400 401 402 403 404 405 406 407 408 409 410 411 412 413 414 415 416 417 418 419 420 421 422 423 424 425 426 427 428 429 430 431 432 433 434 435 436 437 438 439 440 441 442 443 444 445 446 447 448 449 450 451 452 453 454 455 456 457 458 459 460 461 462 463 464 465 466 467 468 469 470 471 472 473 474 475 476 477 478 479 480 481 482 483 484 485 486 487 488 489 490 491 492 493 494 495 496 497 498 499 500 501 502 503 504 505 506 507 508 509 510 511 512 513 514 515 516 517 518 519 520 521 522 523 524 525 526 527 528 529 530 531 532 533 534 535 536 537 538 539 540 541 542 543 544 545 546 547 548 549 550 551 552 553 554 555 556 557 558 559 560 561 562 563 564 565 566 567 568 569 570 571 572 573 574 575 576 577 578 579 580 581 582 583 584 585 586 587 588 589 590 591 592 593 594 595 596 597 598 599 600 601 602 603 604 605 606 607 608 609 610 611 612 613 614 615 616 617 618 619 620 621 622 623 624 625 626 627 628 629 630 631 632 633 634 635 636 637 638 639 640 641 642 643 644 645 646 647 648 649 650 651 652 653 654 655 656 657 658 659 660 661 662 663 664 665 666 667 668 669 670 671 672 673 674 675 676 677 678 679 680 681 682 683 684 685 686 687 688 689 690 691 692 693 694 695 696 697 698 699 700 701 702 703 704 705 706 707 708 709 710 711 712 713 714 715 716 717 718 719 720 721 722 723 724 725 726 727 728 729 730 731 732 733 734 735 736 737 738 739 740 741 742 743 744 745 746 747 748 749 750 751 752 753 754 755 756 757 758 759 760 761 762 763 764 765 766 767 768 769 770 771 772 773 774 775 776 777 778 779 780 781 782 783 784 785 786 787 788 789 790 791 792 793 794 795 796 797 798 799 800 801 802 803 804 805 806 807 808 809 810 811 812 813 814 815 816 817 818 819 820 821 822 823 824 825 826 827 828 829 830 831 832 833 834 835 836 837 838 839 840 841 842 843 844 845 846 847 848 849 850 851 852 853 854 855 856 857 858 859 860 861 862 863 864 865 866 867 868 869 870 871 872 873 874 875 876 877 878 879 880 881 882 883 884 885 886 887 888 889 890 891 892 893 894 895 896 897 898 899 900 901 902 903 904 905 906 907 908 909 910 911 912 913 914 915 916 917 918 919 920 921 922 923 924 925 926 927 928 929 930 931 932 933 934 935 936 937 938 939 940 941 942 943 944 945 946 947 948 949 950 951 952 953 954 955 956 957 958 959 960 961 962 963 964 965 966 967 968 969 970 971 972 973 974 975 976 977 978 979 980 981 982 983 984 985 986 987 988 989 990 991 992 993 994 995 996 997 998 999 1000

The Wizard of Oz

Chapter Ten: The Guardian of the Gates

Directions: Answer questions using your best cursive, complete sentences and page numbers.

Vocabulary:

Perplexity: filled with uncertainty; puzzled; full of difficulty

Spectacles: glasses

1. How do the travelers know they are in the Land of Oz now?

.....

.....

.....

.....

.....

.....

.....

.....

.....

.....

2. What does the man say the Wizard of Oz does all day?

.....

.....

.....

.....

.....

.....

.....

.....

.....

.....

3. Does the man think the Wizard will give the travelers what they want? Why or why not?

.....

.....

.....

.....

.....

.....

.....

.....

.....

.....

4. What does the man think of the wizard? (What adjectives does he use to describe the wizard?)

.....

.....

.....

.....

.....

.....

.....

.....

.....

5. Why do Dorothy and her friends need to wear spectacles when they enter the Emerald City?

.....

.....

.....

.....

.....

.....

.....

.....

6. When must the residents of Emerald City wear their spectacles?

.....

.....

.....

.....

.....

.....

.....

.....

.....

7. Who has the key to the spectacles?

.....

.....

.....

.....

.....

.....

.....

.....

ANSWER FORM

Mixed Practice Solutions

Show all necessary work. Please be neat.

Name _____

Date _____

Lesson _____

1.	2.	3.
4.	5.	6.
7.	8.	9.
10.	11.	12.
13.	14.	15.

16.

17.

18.

19.

20.

21.

22.

23.

24.

25.

26.


27.

28.

29.

30.

Name: _____



Write the letter and the words.

W W W W W

W W W W W W W

Wabash Wales Wichita

Wilma Wong Wilson

Write the sentences.

Wes is in Washington.

We are in Winnipeg.



Stroke
Description



1. Curve forward; slant; undercurve.
2. Slant; undercurve; overcurve.

Wednesday

Name: _____

Directions: Please circle the correct level of Reading Mastery. Remember to write the lesson number and number your answers.

Reading Mastery **2** or 3

Lesson # _____

Blank lined writing area for student answers.

Name: _____

1. The first part of the document discusses the importance of maintaining accurate records in a business setting. It highlights how proper record-keeping can lead to better decision-making and operational efficiency. The text emphasizes that records should be kept up-to-date and organized, allowing for easy access when needed. This section also touches upon the legal implications of record-keeping, particularly in industries where compliance is a key requirement.

2. The second part of the document focuses on the role of technology in modern business operations. It explores how digital tools and software solutions have revolutionized the way companies manage their data and processes. The text discusses the benefits of automation, such as reduced human error and increased productivity. It also addresses the challenges of data security and privacy in a digital environment, suggesting best practices for protecting sensitive information.

3. The third part of the document delves into the concept of customer relationship management (CRM). It explains how CRM systems help businesses track and analyze customer interactions, leading to more personalized and effective marketing strategies. The text highlights the importance of understanding customer needs and preferences to build long-term loyalty. It also discusses the integration of CRM with other business systems to create a unified view of the customer.

4. The fourth part of the document discusses the impact of globalization on business operations. It examines how international trade and communication have opened up new markets and opportunities for growth. The text explores the challenges of managing a global workforce, including cultural differences and time zone variations. It also discusses the importance of having a strong online presence to reach a global audience.

5. The fifth part of the document focuses on the role of innovation in driving business success. It emphasizes the need for companies to continuously invest in research and development to stay ahead of the competition. The text discusses various types of innovation, from product development to process improvements. It also highlights the importance of fostering a culture of innovation within the organization, where employees are encouraged to think creatively and take risks.

6. The sixth part of the document discusses the importance of financial management in a business. It covers topics such as budgeting, forecasting, and financial reporting. The text explains how sound financial practices can help a company maintain stability and growth. It also discusses the role of financial statements in providing transparency to stakeholders and investors.

7. The seventh part of the document focuses on the role of human resources in a business. It discusses the importance of recruiting and retaining top talent. The text explores various HR strategies, such as employee training and development, performance management, and compensation. It also highlights the importance of creating a positive work environment that fosters employee engagement and productivity.

8. The eighth part of the document discusses the impact of sustainability on business operations. It explores how companies can integrate environmental, social, and governance (ESG) factors into their business strategies. The text discusses the benefits of sustainable practices, such as cost savings and improved brand reputation. It also addresses the challenges of implementing sustainability initiatives and the role of government regulations in driving change.

9. The ninth part of the document focuses on the role of marketing in a business. It discusses the importance of understanding the target market and developing effective marketing campaigns. The text explores various marketing channels, such as digital marketing, social media, and traditional advertising. It also highlights the importance of measuring marketing performance and adjusting strategies based on results.

10. The tenth part of the document discusses the role of operations management in a business. It covers topics such as supply chain management, inventory control, and production processes. The text explains how efficient operations can lead to lower costs and faster delivery times. It also discusses the importance of quality control and continuous improvement in operations management.

Name: _____

Directions: Please circle the correct level of Reading Mastery. Remember to write the lesson number and number your answers.

Reading Mastery 2 or **3**

Lesson # _____

[This area contains a grid of faint, illegible text, likely bleed-through from the reverse side of the page.]

Name: _____

1. The first part of the document discusses the importance of maintaining accurate records of all transactions. It emphasizes that every entry should be supported by a valid receipt or invoice. This ensures transparency and accountability in the financial process.

2. The second part outlines the procedures for handling discrepancies. If there is a difference between the recorded amount and the actual amount received or paid, it is crucial to investigate the cause immediately. This may involve reviewing receipts, contacting the relevant parties, and documenting the findings.

3. The third part focuses on the regularity of financial reporting. It is recommended to conduct a thorough review of the accounts at the end of each month. This allows for the identification of trends, potential issues, and the opportunity to correct any errors before they become more significant.

4. The fourth part discusses the role of technology in financial management. Modern accounting software can streamline the recording and reporting process, reducing the risk of human error and saving valuable time. However, it is essential to ensure that the chosen software is secure and reliable.

5. The fifth part highlights the importance of staying up-to-date with changes in tax laws and regulations. Financial professionals should regularly consult with tax experts to ensure that the organization is in full compliance with all applicable laws, thereby avoiding penalties and legal complications.

6. The sixth part addresses the need for clear communication and collaboration between different departments. Finance should work closely with sales, operations, and other key areas to ensure that all financial activities are properly documented and understood.

7. The seventh part discusses the importance of maintaining a strong internal control system. This includes implementing segregation of duties, requiring proper authorization for transactions, and conducting regular audits to ensure the integrity of the financial data.

8. The eighth part focuses on the importance of accurate budgeting and forecasting. By setting realistic financial goals and monitoring progress against them, management can make informed decisions and adjust strategies as needed to achieve the organization's objectives.

9. The ninth part discusses the importance of maintaining accurate records of all transactions. It emphasizes that every entry should be supported by a valid receipt or invoice. This ensures transparency and accountability in the financial process.

10. The tenth part outlines the procedures for handling discrepancies. If there is a difference between the recorded amount and the actual amount received or paid, it is crucial to investigate the cause immediately. This may involve reviewing receipts, contacting the relevant parties, and documenting the findings.

11. The eleventh part focuses on the regularity of financial reporting. It is recommended to conduct a thorough review of the accounts at the end of each month. This allows for the identification of trends, potential issues, and the opportunity to correct any errors before they become more significant.

12. The twelfth part discusses the role of technology in financial management. Modern accounting software can streamline the recording and reporting process, reducing the risk of human error and saving valuable time. However, it is essential to ensure that the chosen software is secure and reliable.

13. The thirteenth part highlights the importance of staying up-to-date with changes in tax laws and regulations. Financial professionals should regularly consult with tax experts to ensure that the organization is in full compliance with all applicable laws, thereby avoiding penalties and legal complications.

14. The fourteenth part addresses the need for clear communication and collaboration between different departments. Finance should work closely with sales, operations, and other key areas to ensure that all financial activities are properly documented and understood.

15. The fifteenth part discusses the importance of maintaining a strong internal control system. This includes implementing segregation of duties, requiring proper authorization for transactions, and conducting regular audits to ensure the integrity of the financial data.

16. The sixteenth part focuses on the importance of accurate budgeting and forecasting. By setting realistic financial goals and monitoring progress against them, management can make informed decisions and adjust strategies as needed to achieve the organization's objectives.

17. The seventeenth part discusses the importance of maintaining accurate records of all transactions. It emphasizes that every entry should be supported by a valid receipt or invoice. This ensures transparency and accountability in the financial process.

18. The eighteenth part outlines the procedures for handling discrepancies. If there is a difference between the recorded amount and the actual amount received or paid, it is crucial to investigate the cause immediately. This may involve reviewing receipts, contacting the relevant parties, and documenting the findings.

19. The nineteenth part focuses on the regularity of financial reporting. It is recommended to conduct a thorough review of the accounts at the end of each month. This allows for the identification of trends, potential issues, and the opportunity to correct any errors before they become more significant.

20. The twentieth part discusses the role of technology in financial management. Modern accounting software can streamline the recording and reporting process, reducing the risk of human error and saving valuable time. However, it is essential to ensure that the chosen software is secure and reliable.

21. The twenty-first part highlights the importance of staying up-to-date with changes in tax laws and regulations. Financial professionals should regularly consult with tax experts to ensure that the organization is in full compliance with all applicable laws, thereby avoiding penalties and legal complications.

22. The twenty-second part addresses the need for clear communication and collaboration between different departments. Finance should work closely with sales, operations, and other key areas to ensure that all financial activities are properly documented and understood.

23. The twenty-third part discusses the importance of maintaining a strong internal control system. This includes implementing segregation of duties, requiring proper authorization for transactions, and conducting regular audits to ensure the integrity of the financial data.

24. The twenty-fourth part focuses on the importance of accurate budgeting and forecasting. By setting realistic financial goals and monitoring progress against them, management can make informed decisions and adjust strategies as needed to achieve the organization's objectives.

25. The twenty-fifth part discusses the importance of maintaining accurate records of all transactions. It emphasizes that every entry should be supported by a valid receipt or invoice. This ensures transparency and accountability in the financial process.

The Wizard of Oz

Chapter Eleven: The Wonderful Emerald City of Oz

Directions: Answer questions using your best cursive, complete sentences and page numbers.

Vocabulary:

Wardrobe: a room or a closet where clothes are kept

Singe: to burn lightly

1. What do you think of the Emerald City, based on the description on pages 82-83?

.....

.....

.....

.....

.....

.....

.....

2. What is Oz's condition for seeing the travelers?

.....

.....

.....

.....

.....

.....

.....

3. Describe three things found in Dorothy's room. (This answer continues to the top of the next page.)

.....

.....

.....

.....

.....

.....

.....

4. How do the Scarecrow and the Tin Woodman pass the night?

Blank lines for student response.

5. What two items interested the Wizard in actually meeting Dorothy?

Blank lines for student response.

6. What does the Wizard want Dorothy to do in exchange for granting her request?

Blank lines for student response.

7. How does the wizard appear to each of the travelers?

.....

.....

.....

.....

.....

.....

.....

.....

.....

.....

8. Where are the travelers about to go at the end of the chapter? To do what?

.....

.....

.....

.....

.....

.....

.....

.....

.....

.....

Name: _____ Number: _____

ANSWER FORM

Mixed Practice Solutions

Show all necessary work. Please be neat.

Name _____

Date _____

Lesson _____

1.	2.	3.
4.	5.	6.
7.	8.	9.
10.	11.	12.
13.	14.	15.

16.

17.

18.

19.

20.

21.

22.

23.

24.

25.

26.

27.

28.

29.

30.

Study Lists

1-5

build
building
care
cheap
cheapest
child
childless
cloud
cloudless
equal
glory
happy
light
lightest
lighting
listen
listening
lock
misquote
people
quote
rebuild
repack
research
resource
review
right
search
sign
sleep
sleepless
sort
source
spell
spelling
straight
straightest
stretch
stretching
study
unequal
uneven

unhappy
view
wander
wandering
write

6-10

answer
author
boldness
break
careless
caught
charge
charging
choice
choking
clouded
curable
darkness
farmer
fight
finest
grudge
helped
helplessness
hopeless
largest
likable
likeness
listened
longer
lovable
might
mistake
nicer
picture
please
port
portable
present
preserving
preview

prewash
question
quiet
quieter
quietest
quietness
quoting
rebuilding
remarkable
repainted
ripeness
ripest
school
searching
serve
shining
sleeping
sleeplessness
soreness
sorted
staging
story
stretchable
stretched
style
styled
thought
thoughtlessness
timeless
together
unbreakable
unending
unwashable
usable
useless
voice
washable
world
writing
wrong

11-15

authoring

bench
biggest
blissful
busy
chalk
coldly
darken
define
defined
delight
delightful
depart
departed
different
dragging
final
fitness
flopping
formal
freshen
helpful
helpfully
here
hopelessly
hopelessness
hoping
lighten
lightly
madly
madness
misshaped
noise
notable
note
package
passage
person
pinch
prove
pure
purest
quietly
quotable
refined

rental
replaced
resourceful
runner
running
saddest
sadly
sailboat
serving
several
sketch
speak
starred
stopped
straighter
swimming
thoughtful
thoughtlessly
through
twice
unequally
unlikely
unproven
verbal
watering
widely
widest
worthless
wreck
wreckage

16-20

brownish
carelessly
carry
childish
choppy
cloudy
dressy
dripped
fancy
farming
finely

Study Lists

foolish
frosty
furry
global
golden
grabbed
gummy
hole
jumpy
length
misspell
misspelling
noisy
normal
personal
planning
presented
preserved
puppy
rainy
reformed
refreshed
reserve
rosy
sadness
selfish
selfishly
selfishness
shiny
shopper
skate
sleepy
speaker
spinning
starring
stony
storable
straighten
strength
strengthen
sturdy
sunny
swimmer
thoughtfulness

tribal
unnneeded
usage
valuable
value
warmest
whole
wiry
wrapper

21-25

bared
baring
biggest
cared
carefully
childishly
coat
copied
copying
deserved
designer
dined
diner
dining
equally
faultless
fired
float
fudge
funny
goat
graceful
hopeful
lately
lengthy
mighty
misjudge
nice
pitiful
playful
pleasing
proven

proving
purely
really
related
rented
renter
renting
researcher
restlessness
safely
sail
served
server
shopping
skating
spotless
stately
stepping
stylish
teacher
throat
trace
unplanned
vary
winner
wonderfully
worldly

26-30

arms
boats
box
brushes
bushes
careful
carried
catches
classes
coats
conform
confront
consign
crashes

crier
dealer
delighted
denied
design
disease
dishes
dresses
dried
dropping
drying
easy
fanciest
fanciful
farms
fighter
finally
formally
formless
forms
fox
friendliness
friends
glasses
goats
gracefully
happiness
harmlessly
hopefully
hurried
inform
informal
inland
intake
lights
likeliest
lunches
matches
messes
mistaken
motors
nicely
nights
pinches

plants
player
points
predated
presses
previewed
questions
reporter
restful
restfully
restless
restlessly
rooms
sadden
schools
scratch
shops
speeches
stars
stayed
stretches
studied
studying
sturdier
sturdiness
tails
tax
trips
trying
unpreserved
useful
uselessly
very
washes
wishes
worried

31-35

benches
boxes
boxing
changing
children

Study Lists

civilly
claim
claims
confine
conforming
constrict
crying
defining
degrade
denial
depressing
deserve
fail
foxes
girlishness
happiest
happily
hotly
informer
inhuman
inside
leave
likeliness
lone
lucky
maddest
main
motoring
move
nail
neat
neatly
normally
patches
pitied
planned
planner
preplanned
reaches
reinstate
resign
sick
signs
snail

sprayed
stitches
taxes
trail
trapper
tried
turn
unclaimed
undrinkable
unlikeliness
varied
whose
worrying
worthy

36-40

blow
breakable
carrying
conserve
depressed
easily
flow
foolishly
forcefully
grow
incurable
invaluable
know
loan
lonely
low
misplaced
nails
pointless
rail
refine
remain
remaining
reserved
show
sturdiest
throw

tricky
unclear
uninformed
voltage
weather

41-45

clapping
confining
confirmed
confusing
contest
context
contract
dosage
fatally
flatten
flattest
fluid
flying
hoped
inflaming
instated
instilled
leader
leakage
loneliness
moving
played
races
reacting
removal
retract
ruin
slammed
snugness
spray
stylishly
text
tract
undefeated
unlucky
unreadable

whether

46-50

bloomed
boyishness
cause
cloudiness
confinement
consent
darkness
department
earliest
early
flowers
informed
lengthening
madden
movement
our
pause
payment
personally
placement
plain
playfully
poison
relate
ruined
scratches
spotted
statement
strange
strangely
stranger
strangest
toughest
trailer
watches
winners
wonderful
yellow

51-55

barred
basement
choicest
cloudiest
consignment
contracted
detract
drain
earlier
forceful
gain
hasn't
he's
investment
investments
it's
luckily
mothering
questionable
rain
refreshment
resigned
safest
sale
shouldn't
signal
sources
sprain
stain
stained
strangeness
taken
unconfirmed
unmistakable
wasn't
you'll

56-60

aren't
babyish
boyish

Study Lists

breathe
 can't
 carrier
 confined
 couldn't
 didn't
 doesn't
 drainage
 flier
 hard
 haven't
 heavy
 he'll
 intended
 isn't
 I've
 joyful
 latest
 let's
 light
 load
 make
 misprinted
 painter
 prewrap
 raging
 refinement
 removed
 removing
 rewrap
 she'll
 she's
 shipment
 speediest
 strained
 sure
 they'll
 they're
 touched
 trial
 uncivilly
 unsnapped
 unvaried
 we're

weren't
 we've
 what's
 wouldn't
 wrapping
 you've

61-65

busiest
 business
 busyness
 cried
 defacing
 denying
 exchange
 export
 express
 friendliest
 greatest
 helplessly
 I'll
 it's
 let's
 loneliest
 packaging
 remark
 reserving
 rightfully
 saddening
 sadder
 scratched
 she's
 soundly
 strengthening
 their
 unequally
 unrefined
 unrelated
 unsturdy
 we'll
 worrier
 you're

66-70

brown
 count
 exclaim
 explained
 exported
 ground
 heaviest
 hottest
 income
 loudly
 mainly
 mover
 noisiness
 proud
 prowl
 quest
 quick
 quiz
 recently
 regained
 rising
 round
 soundness
 sounds
 south
 town
 undeserving
 verbally

71-75

athlete
 beauty
 before
 conformed
 confronted
 counting
 danger
 defeated
 else
 everyone
 finished

former
 it's
 let's
 nudging
 one
 peace
 racing
 reformer
 reinform
 reformed
 replacement
 request
 sudden
 that's
 wondered

76-80

beautiful
 brief
 chief
 contacted
 exchanging
 first
 govern
 grief
 gripping
 house
 largely
 niece
 nightly
 peaceful
 peacefully
 reason
 requesting
 restricted
 roughest
 slightly
 suddenly
 thief
 type
 unquotable
 unrecoverable

81-85

active
 babies
 beautifully
 boys
 briefest
 briefly
 carries
 chiefly
 copies
 cries
 especially
 exciting
 explain
 flies
 government
 joys
 passive
 plays
 proclaim
 profile
 profoundly
 prolong
 prolonged
 relative
 second
 sprays
 stays
 stories
 studies
 surprise
 threw
 toys
 trapped
 tries
 uncovered
 untyped
 worries

86-90

action
 actively

Study Lists

blackness
cities
expressive
glories
hotter
inactive
nastier
nastiest
nastily
proverb
react
reaction
reasonable
reasons
repression
station
sturdily
they'd
thoughts
watching

91-95

breath
conquest
dangerous
depression
doubt
doubtless
expression
fair
famous
fashion
fitting
globe
guide
joyous
name
neatness
power
powerful
price
relation
replace

rich
slipping
solve
stepped
they've
thoughtfully
thoughtless
tribe
various
what's

96-100

athletes
carriage
changes
contraction
derailed
doubtfully
dripping
dropped
exercised
fashionable
fright
glorious
hardened
intensive
joyfully
loose
morning
namely
nineteen
notion
poisoning
poisonous
probing
provision
quickest
resolve
restore
rightful
roominess
scribe

short
skidded
store
tension
throughout
tough
tripped
unfairly
worthiness

101-105

agree
crease
creative
driving
furious
hurries
interested
nervous
photograph
plans
proclaimed
proportion
ration
relatively
script
settle
shrink
snapping
spirit
strict
studious
tense
thirst
tone
treat

106-110


anybody
buzzes
concept
conjecture


deceptive
deforming
dejected
detect
detecting
detective
duty
edgy
except
expressed
feature
flawed
fury
healthy
injection
instead
lower
misconception
passes
playing
poisoned
pressure
progress
progressed
progression
progressive
project
protect
protection
proudly
rather
reception
receptive
regress
regressing
reject
rejecting
rejection
repressive
rich
riches
runny
scripts
seize


seizure
snapped
speedy
texture
thirsty
treatment
unexcepted

111-115

berries
contain
deception
detaim
detection
development
duties
exception
exercise
featuring
helpless
injected
logic
maintain
major
passion
physical
pleasure
poisons
preserve
projecting
projection
protective
retain
refreshing
science
scripture
shaping
sport
trucks
union
where







Name: _____

Your Muscles

by Cynthia Sherwood

When you think of muscles, you might picture a bodybuilder with big, bulging arm and chest muscles. But your muscles do not have to look like that to work well. Every time you write your name, you use the twenty different muscles in your hand. Every time your heart beats, you use your cardiac muscle. When you chew your food, you use your tongue muscles. You're even using muscles when you blink your eyes. In fact, every time you move, you are using some of the amazing muscles in your body.



A muscle is made of tiny fibers. Fiber is a type of tissue that feels a little like a rubber band. Thousands of these fibers are packed together to make a single muscle. We all have the same number of muscles—around 700 or so. Men and women with extra-big muscles simply have thicker bundles of fibers.

There are three different types of muscles. *Smooth muscles* are ones you cannot control. They work behind-the-scenes to keep your body running. Smooth muscles include the ones that help you digest your food. The *cardiac muscle* makes the heart pump blood in and out. *Skeletal muscle* is the kind you can control. These are the muscles you use to raise your hand, swim laps, or ride your scooter. Usually, a skeletal muscle is attached to the end of a bone. Muscles and bones work together to give your body power, strength, and movement. In fact, every year, your leg muscles help you take about five-million steps!

Even your face uses muscles. But if you want to save your energy, try smiling instead of frowning. It takes seventeen muscles in your face to smile, but forty-three muscles to frown!

Name: _____

Your Muscles

by Cynthia Sherwood



1. Which statement is true?

- a. Muscles in your brain help you think.
- b. All of your muscles are attached to bones.
- c. Muscles help you digest food.
- d. All of these statements are true.

2. What are muscle fibers?

3. How are smooth muscles different from skeletal muscles?

4. Draw straight lines to match each fact on the left with the correct number on the right.

- | | | |
|----|-------------------------------------|-----------|
| a. | Number of muscles it takes to frown | 17 |
| b. | Number of muscles it takes to smile | 20 |
| c. | Number of muscles in your body | 5 million |
| d. | Number of steps you take in a year | 700 |
| e. | Number of muscles you use to write | 43 |

SCHOOL OF GRAMMAR P.E. Soccer Unit CHECKLIST – Check each box when you complete it! Have fun!

Name: _____ **Teacher:** _____ **3G/4G**

- Week 1: (May 11th – May 15th) I can dribble safely in self-space and pass with family members.
- Week 2: (May 18th – May 22nd) I can kick accurately to a target with my soccer skills.
- Week 3: (May 25th – May 29th) I can control the ball using the inside and outside of my foot.
- Week 4: (June 1st – June 5th) I can pass my ball with control towards the target to score a point.
- Week 5: (June 8th -June 12th) I can practice using my skills while playing games with family members.




School of Grammar PE Distance Learning



Soccer Unit


	DAY 1	DAY 2	DAY 3	DAY 4	DAY 5
My Learning Goals	I can dribble safely in self-space and pass with family members.	I can kick accuracy to a target with my soccer skills.	I can control the ball using the inside and outside of my foot.	I can pass my ball with control towards the target to score a point.	I can practice using my skills while playing games with family members.
Today's Vocabulary	DRIBBLE Maneuvering a ball under the control of a single player.	ACCURACY The quality of being correct, precise, or on target.	INSIDE OF THE FOOT The longest section of the foot, running down the side from the big toe to the heel.	PASS To move an object from one space to another.	PRACTICE To purposefully perform an activity or skill repeatedly in order to make an improvement.
Warm-Up Activity	10 Jumping Jacks 10 Push ups 10 Squats 30 Second Plank	10 Jumping Jacks 10 Push ups 20 Mountain Climbers 10 Squats 30 Second Plank	10 Jumping Jacks 10 Push ups 20 Mountain Climbers 10 Squats 30 Second Plank	10 Jumping Jacks 10 Push ups 20 Mountain Climbers 10 Squats 45 Second Plank	10 Jumping Jacks 10 Push ups 20 Mountain Climbers 10 Squats 45 Second Plank
Learning Focus Activity	Activity 1: 1 st : <u>Driver's Test</u> Activity Card 2 nd : <u>Partner Passing</u> Activity Card Using a soccer ball or a sock ball practice your skills safely.	Activity 2: <u>Soccer Archery</u> Activity Card Using a ball practice your skills safely. <i>Get creative by substituting different equipment for items you have at home.</i>	Activity 3: <u>Soccer Ski Slalom</u> Activity Card Using a soccer ball or a sock ball practice your skills safely.	Activity 4: <u>Soccer Bocce</u> Activity Card Using a soccer ball or a sock ball practice your skills safely.	Activity 5: <u>Soccer Volleyball</u> Or <u>Soccer Basketball</u> Get creative by substituting different equipment for items you have at home.
Daily Movement Activity	See Daily Activity Sheet	See Daily Activity Sheet	See Daily Activity Sheet	See Daily Activity Sheet	See Daily Activity Sheet
Refocus (Do each yoga position for 30 seconds)	Yoga Card 1	Yoga Card 2	Yoga Card 3	Yoga Card 4	Yoga Card 5
Did I log my total activity time?	YES or NO?	YES or NO?	YES or NO?	YES or NO?	YES or NO?



School of Grammar PE Distance Learning




How am I feeling today?																		
-------------------------	--	--	--	--	--	--	--	--	--	--	--	--	--	--	--	--	--	--





Cobra



Cow



Cross-Crawl 1



Cross-Crawl 2



Cross-Legged




Down Dog



Goddess



Knobby-Knees



Plank



Rock



Sphinx




Tall Mountain



Tree 1



Tree 2



Up Dog



Down Dog



School of Grammar PE Optional Daily Activities
May 2020



√ Done	Day	SOG PE Activity
	1	Take a walk
	2	A kiwi has ~60mg of vitamin C. Do 60 air punches
	3	Pick 5 different muscles to stretch. Hold each stretch for 20 seconds.
	4	Family Fun: Play your favorite physical education activity with your family.
	5	Do as many sit ups as you can
	6	Juggle a ball with your feet for 5 minutes. (Soccer)
	7	Perform jumping jacks while naming words that start with "M."
	8	Take a walk.
	9	1 cup of broccoli has ~60mg of calcium. Do 60 air kicks.
	10	Pick 5 different muscles to stretch. Hold each stretch for 20 seconds.
	11	Do as many squats as you can.
	12	Spend 5 minutes tossing and catching a ball.
	13	Perform squats while someone calls out math problems for you to answer
	14	Take a walk.
	15	Beans have ~500mg of potassium. Jog in place as you count to 500.
	16	Pick 5 different muscles to stretch. Hold each stretch for 20 seconds.
	17	Family Fun: Take turns selecting an exercise to do together.
	18	Do as many push-ups as you can.
	19	Spend 5 minutes volleying a balloon in the air
	20	Hold a plank while naming all the cities that you can think of.
	21	Take a walk
	22	Half a cup of blueberries has ~40 IUs of Vitamin A. Do 40 jumping jacks.
	23	Pick 5 different muscles to stretch. Hold each stretch for 20 seconds.
	24	Family Fun: Build an obstacle course together
	25	Do any workout you want!
	26	Pick any sports skill and practice it for (you guessed it) 5 minutes!
	27	Name as many muscles in the body as you can while jumping in place.
	28	Do 10 tuck jumps



School of Grammar PE Optional Daily Activities
May 2020



	29	A serving of spinach has ~20mg of magnesium. Do 20 squats!
	30	Pick 5 different muscles to stretch. Hold each stretch for 20 seconds
	31	Pick your favorite activity and do it again!

Thursday

Name: _____

Directions: Please circle the correct level of Reading Mastery. Remember to write the lesson number and number your answers.

Reading Mastery **2** or 3

Lesson # _____

[This area contains a large grid of faint, illegible text, likely a reading passage or a series of questions, which is mostly obscured by noise and low contrast.]

Name: _____

1. The first part of the document is a header section containing the title and the author's name. This section is followed by a detailed introduction that outlines the scope and objectives of the study. The introduction also provides a brief overview of the methodology used in the research.

2. The second part of the document is the main body of the text, which is divided into several sections. The first section discusses the theoretical background of the study, while the second section presents the empirical data and the results of the analysis. The third section discusses the implications of the findings and provides some suggestions for future research.

3. The final part of the document is a conclusion that summarizes the main findings of the study and reiterates the key points made in the introduction. This section also includes a list of references and a list of appendices.

Name: _____

Directions: Please circle the correct level of Reading Mastery. Remember to write the lesson number and number your answers.

Reading Mastery 2 or **3**

Lesson # _____

[This area contains a grid of faint, illegible text, likely representing a reading passage or a series of questions for a reading mastery test.]

Name: _____

1. The first part of the document discusses the importance of maintaining accurate records in a business environment. It highlights how proper record-keeping can lead to better decision-making and operational efficiency. The text emphasizes that records should be organized and updated regularly to reflect the current state of the organization.

2. In the second section, the author explores the challenges of data management in the digital age. With the increasing volume of data generated by various sources, businesses face significant difficulties in storing, securing, and analyzing this information. The text suggests implementing robust data governance policies to address these challenges effectively.

3. The third section focuses on the role of technology in enhancing record management. It discusses how cloud-based solutions and automation tools can streamline the process of data collection and storage. The author notes that while technology offers many benefits, it also introduces new risks, such as data breaches and system downtime, which must be carefully managed.

4. The fourth section addresses the legal and regulatory requirements surrounding record-keeping. Different industries and jurisdictions have specific rules regarding the retention and disposal of records. The text advises businesses to stay informed about these regulations to avoid potential legal consequences.

5. Finally, the document concludes by emphasizing the long-term value of a well-maintained record system. It states that accurate records are essential for compliance, risk management, and strategic planning. By investing in effective record management practices, businesses can ensure their long-term success and sustainability.

Name: _____ Number: _____

The Wizard of Oz

Chapter Twelve: The Search for the Wicked Witch

Directions: Answer questions using your best cursive, complete sentences and page numbers.

1. What was surprising about Dorothy's green dress and Toto's green ribbon once they left the Emerald City?

.....

.....

.....

.....

.....

.....

.....

.....

.....

.....

2. How come the Wicked Witch is not going to make the travelers her slaves?

.....

.....

.....

.....

.....

.....

.....

.....

.....

.....

3. What four things does the Witch send to attack the travelers?

.....

.....

.....

.....

.....

.....

.....

.....

.....

.....

7. What does the Witch decide to do with Dorothy? Why?

.....

.....

.....

.....

.....

.....

.....

.....

.....

.....

.....

8. Why does the Wicked Witch want Dorothy's shoes?

.....

.....

.....

.....

.....

.....

.....

.....

.....

.....

.....

9. How does the Witch get Dorothy's shoe?

.....

.....

.....

.....

.....

.....

.....

.....

.....

.....

.....

10. What happens to the Witch?

.....

.....

.....

.....

.....

.....

.....

.....

.....

.....

.....

ANSWER FORM

Mixed Practice Solutions

Show all necessary work. Please be neat.

Name _____

Date _____

Lesson _____

1.	2.	3.
4.	5.	6.
7.	8.	9.
10.	11.	12.
13.	14.	15.

16.

17.

18.

19.

20.

21.

22.

23.

24.

25.


26.


27.


28.

29.

30.







Friday

Name: _____

Directions: Please circle the correct level of Reading Mastery. Remember to write the lesson number and number your answers.

Reading Mastery **2** or 3

Lesson # _____

Reading Mastery 2: Checkout 140

Name: _____

Time: _____

Date: _____

of Errors: _____

Passed Did Not Pass

Reading Mastery 2 Expectations

100% = 0 errors 1:00 or less

96% = 1 error 1:00 or less

93% = 2 errors 1:00 or less

---- Below Criteria ----

86% = 2 or less errors in no more than 1:15

71% = 3 errors or over 1:15

57% = 4 errors

43% = 5 or more errors

● The man became angry. “Did you say Columbus?” The man pointed to the ship at the dock. “That ship belongs to Columbus. Columbus is a crazy person.”

The man went into his shack. Tom and Eric followed. On the walls were many maps, but they did not look like any maps that Tom and Eric had ever seen.

The man touched a spot on the largest map. “We are here in Spain. Columbus plans to sail his ships off the end of the world. He says that the world is round, but it is flat. If the world was round, ●

Name: _____

Directions: Please circle the correct level of Reading Mastery. Remember to write the lesson number and number your answers.

Reading Mastery 2 or **3**

Lesson # _____

[This area contains a grid of faint, illegible text, likely a reading passage or a series of questions, which is too light to transcribe accurately.]

Name: _____

Table with multiple columns and rows of data, including numerical values and text. The table is partially obscured by horizontal lines and contains various data points.

The Wizard of Oz

Chapter Fifteen: The Discovery of Oz, the Terrible

Directions: Answer questions using your best cursive, complete sentences and page numbers.

Vocabulary:

Humbug: a hoax; fraud; nonsense; deceive

Ventriloquist: to have the ability to speak in such a manner that the sound appears to come from a source other than the speaker

1. What does Oz really look like?

.....

.....

.....

.....

.....

.....

.....

.....

.....

.....

2. How did the Wizard get to Oz?

.....

.....

.....

.....

.....

.....

.....

.....

.....

.....

3. Why do the people think he is a wizard?

.....

.....

.....

.....

.....

.....

.....

.....

.....

.....

4. Why did all of the Emerald City look green?

5. What does the great wizard say about true courage?

6. How many times is someone able to call upon the Winged Monkeys?

A N S W E R F O R M

Mixed Practice Solutions

Show all necessary work. Please be neat.

Name _____

Date _____

Lesson _____

1.	2.	3.
4.	5.	6.
7.	8.	9.
10.	11.	12.
13.	14.	15.

16.

17.

18.

19.

20.

21.

22.

23.

24.

25.

26.

27.

28.

29.

30.

Story of the World Chapter 6B: New Colonies in the New World

Directions: Answer the questions below using complete sentences. Remember to write your answers in cursive and have a capital letter and an end mark.

**Example: Question-What were Spanish adventurers called?
Answer-Spanish adventurers were called Conquistadores.**

The Dutch in the New World

1. What was the name of the name of the company that sent Dutch families to settle near the Hudson River?

2. What Dutch city was built on Manhattan Island?

3. What were some of the problems the Dutch settlers were having?

4. What was the name of strong governor the Dutch West India company sent to New Amsterdam? What unusual physical characteristic did he have?

5. Who captured New Amsterdam and what did they rename the town?

Integrity

To make the best choices with my words and behavior by knowing the difference between right and wrong and to ask for adult help if I am not sure. To be a person of strong ethical values.

On the lines below, copy the definition of this character pillar in your neatest cursive. Then provide three examples of how you are seeing Integrity in the world right now.

Handwriting practice lines consisting of multiple sets of three horizontal lines (top solid, middle dashed, bottom solid) for writing.

