

3G Learning Packet Week 8 Checklist

This checklist is how we are taking attendance during these weeks of distance learning. Be sure to note who your homeroom teacher is, so we can make sure your work is going to the correct teacher! Also, please remember to write your name on your checklist so we can count you as “present” for attendance! The attached learning packet is your homework for the week. ***Your main focus each day is reading, math, math facts, and specials.*** Titles of assignments, as well as page numbers in parenthesis (), are on the checklist to help you work on the correct assignments each day. Please read all directions on the checklist before contacting your teachers. If you still have questions after reading directions, please contact your homeroom teacher and she can help you!

You have three options for completing your packet: 1) Complete Monday’s work when new packets are delivered on Friday so that you have four days of work Monday through Thursday and you’re done by next Friday; 2) Divide Friday work up between Monday through Thursday; 3) Friday work can be turned in the following week.

Please note that all Audio Recordings and Video Recordings of lessons can be accessed on the 3G Teacher Website at: www.parnassusteachers.com Password: Pegasus The webpage is updated weekly with new recordings for each week being added under the subject tabs. We encourage you to get familiar with the website and utilize these additional teacher materials weekly to assist your scholars with their learning tasks.

Parents, please sign this checklist at the end of the week. Signing off on this checklist lets us know that your child completed his/her schoolwork for the week and also allows us to count them “present” for attendance. Completed packets can be sent to your child’s homeroom teacher via email (scanning in, or taking pictures, and attaching those images to an email), or they will be picked up by Parnassus busses on Friday morning.

Homeroom Teacher: _____ **Scholar Name:** _____

Assignments marked with an asterisk (*) are required. For Reading, only do the homework for YOUR reading teacher. We encourage you to complete as many of the other assignments you are able to.

We ask that you write your name on each page of all assignments, as these packets are taken apart for grading. Thank you!

Monday: MEMORIAL DAY - NO SCHOOL

Tuesday:

Reading	<p>*Reading Mastery 2 (RM2) (Ms. Penn): Complete Lesson 141: Use the audio recording to assist you in practicing the vocabulary column like we do each day in class. Ms. Penn will email these to you daily. Follow teacher cues in the audio recording for this while tracking in your textbook. Next: read the story along with the audio recording for your first reading. Then practice re-reading the story to yourself or a family member for fluency practice. Lastly: answer the textbook questions on the paper provided in your packet on pages 9-10. Be sure to write the lesson number and number your answers.</p> <p>*Reading Mastery 3 (RM3) (Ms. Miller/Ms. Stutzman): Complete Lesson 129: Use the audio recording to assist you in practicing the vocabulary column like we do each day in class. (Audio Files are located on the 3G teacher webpage at <u>www.parnassusteacher.com</u> Password: Pegasus) Follow teacher cues in the audio recording for this while tracking in your textbook. Next: read the story along with the audio recording for your first reading. Then practice re-reading the story to yourself or a family member for fluency practice. Lastly: answer the textbook questions on the paper provided in your packet on pages 11-12. Be sure to write the lesson number and number your answers.</p> <p>*Novels - The Wizard of Oz (Ms. Bluemke/Ms. Hasner): <i>“The Wizard of Oz”</i>: Read Chapter 14 on pages 120-128. Complete Questions for Chapter 14 (use worksheet in packet on pages 13-14) (Audio recording for this reading can be found on the 3G Teacher webpage at <u>www.parnassusteachers.com</u> Password: Pegasus under the “Novels” tab.)</p>
---------	--

	<u>Optional - Enrichment Activities:</u> Use Study Island to practice Reading Skills or complete supplemental activities provided by your teacher. Use Epic to read or complete supplemental assignments provided by your teacher.	
Math	<p>*Complete Lesson 106: In your textbook on pages 492-493, read the lesson and complete Lesson Practice on a piece of loose leaf paper. Then, on pages 493-494, complete Mixed Practice problems: 1, 2,3, 5, 6, 7, 10, 14, 15, 30. Use the Math Grid paper provided in the packet on pages 15-16. (Math instruction videos for MOST of this week's lessons can be found on the 3G Teacher webpage at www.parnassusteachers.com Password: Pegasus under the "Math" tab.)</p> <p><u>Optional - Enrichment Activities:</u> Use Xtra Math or Study Island to practice Math skills or complete supplemental activities assigned by your teacher.</p>	
Math Facts	*Timed Test B (Subtraction Facts, 100 facts) 5 minutes (On page 17 in the packet)	
Penmanship	Cursive Capital Letter "I" (Worksheet on page 18)	
Art	*Discuss Ruby Green by James Chapin (in the Art packet); draw/shade a portrait (view video)	
Spanish	*Translate the statements into Spanish (in the Spanish packet). Pay close attention to the verb conjugations.	
Latin	<p>*Lesson 18, page 1 (in the Latin packet)</p> <p>-copy out the vocabulary and meanings two times (just like you've done for almost every other lesson this year!). Use the vocabulary page toward the end of the packet to find the words.</p> <p>-try to conjugate narro in the imperfect tense. The instructions on the last page (along with the example using voco) should help. Do your best!</p>	

Wednesday:

Reading	<p>*Reading Mastery 2 (RM2) (Ms. Penn): Complete Lesson 142: Use the audio recording to assist you in practicing the vocabulary column like we do each day in class. Ms. Penn will email these to you daily. Follow teacher cues in the audio recording for this while tracking in your textbook. Next: read the story along with the audio recording for your first reading. Then practice re-reading the story to yourself or a family member for fluency practice. Lastly: answer the textbook questions on the paper provided in your packet on pages 20-21. Be sure to write the lesson number and number your answers.</p> <p>*Reading Mastery 3 (RM3) (Ms. Miller/ Ms. Stutzman): Complete Lesson 130: Today is a test day. Please complete the comprehension questions for test 13 that accompany Lesson 130 in your textbook on the worksheet provided in your packet on pages 22-23. Your reading teacher will reach out individually to schedule a reading fluency check-in with you for this lesson (the check-in can be found on page 24 in your packet). To practice your fluency skills for this go back and re-read Lessons 121-129. Be sure to write the lesson number and number your answers.</p> <p>*Novels - The Wizard of Oz (Ms. Bluemke/ Ms. Hasner): "<i>The Wizard of Oz</i>": Read Chapter 15 on pages 129-141. Complete questions for Chapter 15 (use worksheet in packet on pages 25-26) (Audio recording for this reading can be found on the 3G Teacher webpage at www.parnassusteachers.com Password: Pegasus under the "Novels" tab.)</p> <p><u>Optional - Enrichment Activities:</u> Use Study Island to practice Reading Skills or complete supplemental activities provided by your teacher. Use Epic to read or complete</p>	
---------	---	--

	supplemental assignments provided by your teacher.	
Math	<p>*Complete Lesson 107: In your textbook on pages 495-497, read the lesson and complete Lesson Practice on a piece of loose leaf paper. Then on pages 497-498, complete Mixed Practice problems: 5, 6, 7, 16, 17, 18, 21, 24, 26, 30. Use the Math Grid paper provided in the packet on pages 27-28. (Math instruction videos for MOST of this week's lessons can be found on the 3G Teacher webpage at www.parnassusteachers.com Password: Pegasus under the "Math" tab.)</p> <p><u>Optional - Enrichment Activities:</u> Use Xtra Math or Study Island to practice Math skills or complete supplemental activities assigned by your teacher.</p>	
Math Facts	*Timed Test B (Subtraction Facts, 100 facts) 5 minutes (On page 29 in your packet)	
Penmanship	Cursive Capital Letter "J" (Worksheet on page 30)	
Science	<p>The Human Body: The Nervous System and the Brain - Watch "The Nervous System" and "The Nervous System and the Brain" on our 3G Webpage under the "Science" tab. (Webpage: www.parnassusteacher.com Password: Pegasus)</p> <p><u>Optional - Enrichment Activities:</u> Read the article and answer the questions on the worksheet attached titled "Your Brain." (Pages 31-32)</p>	
Physical Ed.	*Soccer Unit Week 2: follow directions on pages 33-34 (activities can be found on pages 35-36)	

Thursday:

Reading	<p>Reading Mastery 2 (RM2) (Ms. Penn): Complete Lesson 143: Use the audio recording to assist you in practicing the vocabulary column like we do each day in class. Ms. Penn will email these to you daily. Follow teacher cues in the audio recording for this while tracking in your textbook. Next: read the story along with the audio recording for your first reading. Then practice re-reading the story to yourself or a family member for fluency practice. Lastly: answer the textbook questions on the paper provided in your packet on pages 38-39. Be sure to write the lesson number and number your answers.</p> <p>Reading Mastery 3 (RM3) (Ms. Miller/Ms. Stutzman): Complete Lesson 131: Use the audio recording to assist you in practicing the vocabulary column like we do each day in class. (Audio Files are located on the 3G teacher webpage at www.parnassusteacher.com Password: Pegasus) Follow teacher cues in the audio recording for this while tracking in your textbook. Next: read the story along with the audio recording for your first reading. Then practice re-reading the story to yourself or a family member for fluency practice. Lastly: answer the textbook questions on the paper provided in your packet on pages 40-41. Be sure to write the lesson number and number your answers.</p> <p>Novels - The Wizard of Oz (Ms. Bluemke/Ms. Hasner): "<i>The Wizard of Oz</i>": Read Chapter 16 on pages 142-148. Complete questions for Chapter 16 (use worksheet in packet on page 42) (Audio recording for this reading can be found on the 3G Teacher webpage at www.parnassusteachers.com Password: Pegasus under the "Novels" tab.)</p> <p><u>Optional - Enrichment Activities:</u> Use Study Island to practice Reading Skills or complete supplemental activities provided by your teacher. Use Epic to Read or complete supplemental assignments provided by your teacher.</p>	
Math	*Complete Lesson 108: In your textbook on pages 499-501, read the lesson and complete Lesson Practice on a piece of loose leaf paper. Then on pages 501-503, complete Mixed Practice problems: 1, 2, 4, 5, 14, 15, 16, 21, 24, 29. Use the Math Grid paper provided	

	<p>in the packet on pages 43-44. (Math instruction videos for MOST of this week's lessons can be found on the 3G Teacher webpage at www.parnassusteachers.com Password: Pegasus under the "Math" tab.)</p> <p><u>Optional - Enrichment Activities:</u> Use Xtra Math or Study Island to practice Math skills or complete supplemental activities assigned by your teacher.</p>	
Math Facts	*Timed Test B (Subtraction Facts, 100 facts) 5 minutes (On page 45 in your packet)	
Penmanship	Use cursive penmanship to write the first 10 words on spelling list 101-105 (3 times each) on the penmanship paper provided in your packet on pages 46-48. Use spelling lists provided in an earlier packet. (The Spelling word list can be found on our 3G Webpage under the "Add'l Resources" tab at the very bottom.)	
Music	*Page 2 (in the Music packet): Using page 1, fill in the note names on the space below the treble clef staff to spell words and place those words in the crossword. (Page 1 is the keep at home sheet that contains the note names found on the treble clef.)	
Spanish	*Write sentences using words from each column shown at the top of the worksheet. (In the Spanish packet)	
Latin	*Lesson 18, page 2 (in the Latin packet) -circle the verb ending and translate. Do as much of this as you can. It's okay if it feels challenging right now. Definitions for the verbs are on the same page as the lesson 18 vocabulary in case you need them.	

Friday:

Reading	<p>*Reading Mastery 2 (RM2) (Ms. Penn): Complete Lesson 144: Use the audio recording to assist you in practicing the vocabulary column like we do each day in class. Ms. Penn will email these to you daily. Follow teacher cues in the audio recording for this while tracking in your textbook. Next: read the story along with the audio recording for your first reading. Then practice re-reading the story to yourself or a family member for fluency practice. Lastly: answer the textbook questions on the paper provided in your packet on pages 50-51. Be sure to write the lesson number and number your answers.</p> <p>*Reading Mastery 3 (RM3) (Ms. Miller/Ms. Stutzman): Complete Lesson 132: Use the audio recording to assist you in practicing the vocabulary column like we do each day in class. (Audio Files are located on the 3G teacher webpage at www.parnassusteacher.com Password: Pegasus) Follow teacher cues in the audio recording for this while tracking in your textbook. Next: read the story along with the audio recording for your first reading. Then practice re-reading the story to yourself or a family member for fluency practice. Lastly: answer the textbook questions on the paper provided in your packet on pages 52-53. Be sure to write the lesson number and number your answers.</p> <p>*Novels - The Wizard of Oz (Ms. Bluemke/Ms. Hasner): <u>"The Wizard of Oz"</u>: Read Chapter 17 on pages 147-152. Complete questions for Chapter 17 (use worksheet in packet on page 54) (Audio recording for this reading can be found on the 3G Teacher webpage at www.parnassusteachers.com Password: Pegasus under the "Novels" tab.)</p> <p><u>Optional - Enrichment Activities:</u> Use Study Island to practice Reading Skills or complete supplemental activities provided by your teacher. Use Epic to Read or complete supplemental assignments provided by your teacher.</p>	
Math	*Complete Lesson 109: In your textbook on pages 504-506, read the lesson and complete Lesson Practice on a piece of loose leaf paper. Then on pages 506-508, complete Mixed Practice problems: 1, 2, 3, 5, 7, 8, 21, 26, 29, 30. Use the Math Grid paper provided	

	<p>in the packet on pages 55-56. (Math instruction videos for MOST of this week's lessons can be found on the 3G Teacher webpage at www.parnassusteachers.com Password: Pegasus under the "Math" tab.)</p> <p><u>Optional - Enrichment Activities:</u> Use Xtra Math or Study Island to practice Math skills or complete supplemental activities assigned by your teacher.</p>	
Math Facts	* Timed Test B (Subtraction Facts, 100 facts) 5 minutes (On page 57 in your packet)	
Penmanship	Write your character pillar reflection in your best cursive penmanship. (On page 58-59 in your packet)	
History	<p>Story of the World: Listen to Chapter 15, Part C Audio Recording "A New World in Conflict;" Answer all questions on the worksheet for Ch 15 Part C (page 60). Follow directions on the worksheet and remember to write in complete sentences. (Audio recordings are found on the 3G website at www.parnassusteachers.com Password: Pegasus under the "History" tab.)</p> <p><u>Optional - Enrichment Activities:</u> Listen to Chapter 21, Part B Audio Recording "Fighting Over North America;" Answer all questions on the worksheet for Ch 21, Part B (on pages 61-62). Follow directions on the worksheet and remember to write in complete sentences. (Audio recordings are found on the 3G website at www.parnassusteachers.com Password: Pegasus under the "History" tab.)</p>	
Character Development	Use the Cooperation character pillar reflection sheet (on page 63-65 in your packet) . Follow the directions on the worksheet. Think about how you have seen the character pillar of cooperation shown in the world, in your community, or in your home this week. After using your best cursive to write out the definition, use complete sentences to write about three examples of cooperation that you have seen demonstrated this week.	

Parent Signature: _____

Date: _____

3G Distance Learning Guide Sheet for Parents

Teacher Information:

Ms. Bluemke: bluemke@parnassusprep.com

Google Voice Number: (612)354-6261

Ms. Hasner: hasner@parnassusprep.com

Google Voice Number: (612)405-4142

Ms. Miller: miller2@parnassusprep.com

Google Voice Number: (612)354-6314

Ms. Stutzman: stutzman@parnassusprep.com

Google Voice Number: (612)361-1591

Note when calling our Google Voice numbers

We may not always be able to answer your call, but please leave a message. This helps us prepare a response to any questions or concerns you may have when we return your call. We will respond to your voicemails within 24 hours as we may not be able to respond the same day you leave a message. Thank you for your patience in this!

Suggested Distance Learning Schedule:

Daily:

Reading: 30 minutes

Math: 30 minutes

Math Facts: 5 Minutes

Penmanship: 10 minutes

Monday:

Science: 15 minutes

History: 15 minutes

Tuesday:

Spanish: 10 minutes

Latin: 10 minutes

Art: 20 minutes

Wednesday:

Science: 30 minutes

Physical Education: 20 minutes

Thursday:

Spanish: 10 minutes

Latin: 10 minutes

Music: 20 minutes

Friday:

History: 30 minutes

Character Development: 20 minutes

(Do not be overwhelmed by the schedule above. Have your child do as much of the packets each week that he/she can. Start with Reading, Math and Math Facts, and do what you can for the remaining subjects. Your child WILL NOT be penalized for an incomplete packet.)

*There are three options for completing weekly work:

Option 1) Complete Monday work when your new packet is delivered on Friday, then complete Tuesday through Friday work Monday through Thursday.

Option 2) Divide up Friday work between Monday through Thursday.

Option 3) Turn in Friday work the following week.

Please note that all Audio Recordings and Video Recordings of lesson information can be accessed on the 3G Teacher Website at: www.parnassusteachers.com Password: Pegasus These are updated weekly with new recordings for each week being added under the subject tabs. We encourage you to get familiar with the website and utilize these additional teacher materials weekly to assist your scholars with their learning tasks.

Due Date: Week 9 (June 1-5) or Week 10 (June 8-11)

You will recite this recitation to your teacher over the phone or over a Zoom call.

Knoxville, Tennessee By: Nikki Giovanni

I always like summer best
you can eat fresh corn
from daddy's garden
and okra
and greens
and cabbage
and lots of
barbecue
and buttermilk
and homemade ice-cream
at the church picnic
and listen to
gospel music
outside
at the church
homecoming
and go to the mountains with
your grandmother
and go barefooted
and be warm
all the time
not only when you go to bed
and sleep

Tuesday

Name: _____

Directions: Please circle the correct level of Reading Mastery. Remember to write the lesson number and number your answers.

Reading Mastery **2** or 3

Lesson # _____

Blank grid for student answers.

Name: _____

Directions: Please circle the correct level of Reading Mastery. Remember to write the lesson number and number your answers.

Reading Mastery 2 or **3**

Lesson # _____

Blank lined area for writing answers.

The Wizard of Oz

Chapter Fourteen: The Winged Monkeys

1. How did the four of them lose their way?

.....

.....

.....

.....

.....

.....

.....

.....

.....

.....

.....

2. Where is the charm written to call the Winged Monkeys?

.....

.....

.....

.....

.....

.....

.....

.....

.....

.....

.....

3. What are the magic words?

.....

.....

.....

.....

.....

.....

.....

.....

.....

.....

.....

4. Why didn't the monkeys hurt them this time?

.....

.....

.....

.....

.....

.....

.....

.....

.....

.....

.....

ANSWER FORM

Mixed Practice Solutions

Show all necessary work. Please be neat.

Name _____

Date _____

Lesson _____

1.	2.	3.
4.	5.	6.
7.	8.	9.
10.	11.	12.
13.	14.	15.

16.

17.

18.

19.

20.

21.

22.

23.

24.

25.

26.


27.

28.

29.

30.

Name: _____



Write the letter and the words.

l l l l l

l l l l l l l

lthaca Irvine Italy

lesha Imam India

Write the sentences.

I am from Indiana.

Is she in Iran?



Stroke
Description



1. Overcurve; curve down and up.
2. Retrace; curve right.

Wednesday

Name: _____

Directions: Please circle the correct level of Reading Mastery. Remember to write the lesson number and number your answers.

Reading Mastery **2** or 3

Lesson # _____

[This area contains multiple rows of faint, illegible text, likely representing a reading passage or a series of questions. The text is too light to transcribe accurately.]

Name: _____

1. The first part of the document is a list of names and their corresponding addresses. The names are listed in a column on the left, and the addresses are listed in a column on the right. The names are: John Doe, Jane Doe, and Bob Doe. The addresses are: 123 Main St, 456 Main St, and 789 Main St.

2. The second part of the document is a table with the following data:

Name	Address
John Doe	123 Main St
Jane Doe	456 Main St
Bob Doe	789 Main St

3. The third part of the document is a list of numbers and their corresponding names. The numbers are listed in a column on the left, and the names are listed in a column on the right. The numbers are: 1, 2, and 3. The names are: Alice, Bob, and Carol.

4. The fourth part of the document is a table with the following data:

Number	Name
1	Alice
2	Bob
3	Carol

Name: _____

Directions: Please circle the correct level of Reading Mastery. Remember to write the lesson number and number your answers.

Reading Mastery 2 or **3**

Lesson # _____

[This area contains a grid of faint, illegible text, likely a reading passage or test questions, which is too light to transcribe accurately.]

Name: _____

[This area contains extremely faint and illegible text, likely a scan of a document page.]

Name: _____

Time: _____

Date: _____

Number of Errors: _____

Reading Mastery Expectations

PASS

100%= 0 errors in 1 minute or less

96%=1 error in 1 minute or less

93%= 2 errors in 1 minute or less

DID NOT PASS

86%= 2 or less errors in less than 1 minute 15 seconds

71%=3 errors or over 1 min. 15 sec

57%=4 errors

43%= 5 or more errors

*Al responded by nodding his head yes. He went back to his desk, took out the book on the human body and started to read it again.

As he was reading about the cerebrum, he noticed that the teacher was standing next to his desk. She said, "Al, here is your test. You got everything right. I have given that test for years and I don't remember anybody getting everything right before."

The teacher told everybody their grades before school was out. Al got an A plus, the highest grade possible. Homer got a B.

Al met Angela outside school, where he told her about the test. "I got every single answer correct," he said. "Imagine that. I never thought I would be smart in school.*"

SC = self-correction: Student read word incorrectly, noticed the mistake and immediately corrected it

OM = omitted a word, line, sentence or phrase

AD = added a word or conjunction to a word

IC = incorrect word used

RP = repeated a word, line, sentence or phrase

Next work on: _____

The Wizard of Oz

Chapter Fifteen: The Discovery of Oz, the Terrible

Vocabulary:

Humbug: a hoax; fraud; nonsense; deceive

Ventriloquist: to have the ability to speak in such a manner that the sound appears to come from a source other than the speaker

1. What does Oz really look like?

.....

.....

.....

.....

.....

.....

.....

.....

.....

.....

2. How did the Wizard get to Oz?

.....

.....

.....

.....

.....

.....

.....

.....

.....

.....

3. Why do the people think he is a wizard?

.....

.....

.....

.....

.....

.....

.....

.....

.....

.....

4. Why did all of the Emerald City look green?

.....

.....

.....

.....

.....

5. What does the great wizard say about true courage?

.....

.....

.....

.....

.....

.....

.....

.....

.....

.....

.....

6. How many times is someone able to call upon the Winged Monkeys?

.....

.....

.....

.....

.....

.....

.....

.....

.....

.....

.....

A N S W E R F O R M

Mixed Practice Solutions

Show all necessary work. Please be neat.

Name _____

Date _____

Lesson _____

1.	2.	3.
4.	5.	6.
7.	8.	9.
10.	11.	12.
13.	14.	15.

16.

17.

18.

19.

20.

21.

22.

23.

24.

25.

26.


27.

28.

29.

30.

Name: _____



Write the letter and the words.

j j j j j

j j j j j j j j

Jackson Joliet Japan

Jett Jay Jolynn


Write the sentences.

Jasmine jets to Joplin.

Jake is in Jordan.



Stroke
Description

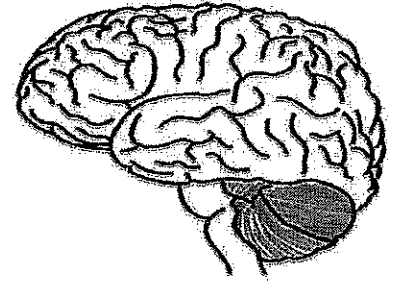


1. Overcurve; slant; loop back; overcurve.

Name: _____

Your Brain

by Cynthia Sherwood



You may not realize that you have a boss, just like adults do at work. But when it comes to your body, your brain is your boss! It is in charge of just about everything you do. When you remember what you ate for breakfast, you use your brain. When you jump up and down, you use your brain. When you draw a picture, you use your brain. Even when you are dreaming, you use your brain.

The brain looks like a wrinkled, wet sponge. In adults, it weighs only about three pounds, but it is made up of billions of nerve cells. These cells send and receive electrical signals that direct all of your body's activities. Sometimes, like when you are learning at school, you know you are using your brain. Many times, though, your brain controls your body without you even thinking about it. The "brain stem" takes care of things your body does automatically, like breathing air, pumping blood, and digesting food.

The biggest part of your brain is called your "cerebrum" (suh-ree-brum). This is the thinking part of your brain. It controls your memory, the movements you choose to make, your ability to figure things out, and your imagination. The cerebrum is made up of two halves. It may sound mixed up, but the left side controls the right side of your body and the right side controls your left side.

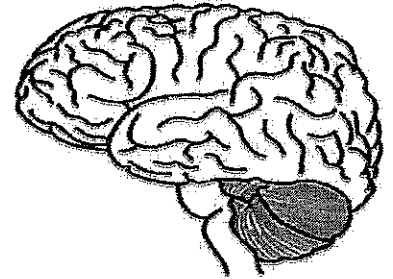
Even your feelings come from your brain. Scientists think emotions are controlled by a part of your brain called the "amygdala" (uh-mig-duh-luh). It is shaped like an almond and is only an inch long. So next time you get in a bad mood, you can blame it on your brain.

You should be glad you have a human brain. It is very complex, which means we can think in different, more complicated ways than other animals. In fact, every day your brain produces about 70-thousand thoughts. No wonder your head hurts when you have too much homework!

Name: _____

Your Brain

by Cynthia Sherwood



1. According to the information in the article, what does your brain look like and how much does it weigh?

2. Which part of your brain controls your memory?

3. Which part of your brain automatically controls parts of your body without you having to think about them?

4. Which part of your brain controls feelings, like happiness, sadness, frustration, and anger?

5. Why does the author say that your cerebrum seems "mixed up"?

6. Your brain is made of nerve cells. What do nerve cells do?

7. Which statement from the article is an opinion?

- a. Even your feelings come from your brain.
- b. Sometimes, your brain controls your body without you even thinking about it.
- c. You should be glad you have a human brain.
- d. Every day your brain produces 70-thousand thoughts.

SCHOOL OF GRAMMAR P.E. Soccer Unit CHECKLIST – Check each box when you complete it! Have fun!

Name: _____ **Teacher:** _____ **3G/4G**

- Week 1: (May 11th – May 15th) I can dribble safely in self-space and pass with family members.
- Week 2: (May 18th – May 22nd) I can kick accurately to a target with my soccer skills.
- Week 3: (May 25th – May 29th) I can control the ball using the inside and outside of my foot.
- Week 4: (June 1st – June 5th) I can pass my ball with control towards the target to score a point.
- Week 5: (June 8th -June 12th) I can practice using my skills while playing games with family members.



School of Grammar PE Distance Learning




Soccer Unit

	DAY 1	DAY 2	DAY 3	DAY 4	DAY 5
My Learning Goals	I can dribble safely in self-space and pass with family members.	I can kick accuracy to a target with my soccer skills.	I can control the ball using the inside and outside of my foot.	I can pass my ball with control towards the target to score a point.	practice using my skills while playing games with family members.
Today's Vocabulary	DRIBBLE Maneuvering a ball under the control of a single player.	ACCURACY The quality of being correct, precise, or on target.	INSIDE OF THE FOOT The longest section of the foot, running down the side from the big toe to the heel.	PASS To move an object from one space to another.	PRACTICE To purposefully perform an activity or skill repeatedly in order to make an improvement.
Warm-Up Activity	10 Jumping Jacks 10 Push ups 10 Squats 30 Second Plank	10 Jumping Jacks 10 Push ups 20 Mountain Climbers 10 Squats 30 Second Plank	10 Jumping Jacks 10 Push ups 20 Mountain Climbers 10 Squats 30 Second Plank	10 Jumping Jacks 10 Push ups 20 Mountain Climbers 10 Squats 45 Second Plank	10 Jumping Jacks 10 Push ups 20 Mountain Climbers 10 Squats 45 Second Plank
Learning Focus Activity	Activity 1: 1 st : Driver's Test Activity Card 2 nd : Partner Passing Activity Card Using a soccer ball or a sock ball practice your skills safely.	Activity 2: Soccer Archery Activity Card Using a ball practice your skills safely. <i>Get creative by substituting different equipment for items you have at home.</i>	Activity 3: Soccer Ski Slalom Activity Card Using a soccer ball or a sock ball practice your skills safely.	Activity 4: Soccer Bocce Activity Card Using a soccer ball or a sock ball practice your skills safely.	Activity 5: Soccer Volleyball Or Soccer Basketball Get creative by substituting different equipment for items you have at home.
Daily Movement Activity	See Daily Activity Sheet	See Daily Activity Sheet	See Daily Activity Sheet	See Daily Activity Sheet	See Daily Activity Sheet
Refocus (Do each yoga position for 30 seconds)	Yoga Card 1	Yoga Card 2	Yoga Card 3	Yoga Card 4	Yoga Card 5
Did I log my total activity time?	YES or NO?	YES or NO?	YES or NO?	YES or NO?	YES or NO?
How am I feeling today?					



Cobra




Cow



Cross-Crawl 1



Cross-Crawl 2



Plank



Rock



Sphinx



Tall Mountain

Thursday

Name: _____

Directions: Please circle the correct level of Reading Mastery. Remember to write the lesson number and number your answers.

Reading Mastery **2** or 3

Lesson # _____

Blank lined writing area for student answers.

Name: _____

Table with multiple rows of data, likely a ledger or account book. Each row contains approximately 30 columns of numerical values, including integers and decimals. The rows are separated by horizontal lines.

Name: _____

Directions: Please circle the correct level of Reading Mastery. Remember to write the lesson number and number your answers.

Reading Mastery 2 or **3**

Lesson # _____

[This area contains a large grid of faint, illegible text, likely a reading passage or a list of items for a reading mastery test. The text is too small and faded to be transcribed accurately.]

Name: _____

Table with multiple rows and columns of data, likely a ledger or account book. The text is extremely faint and illegible.

The Wizard of Oz

Chapter Sixteen: The Magic Art of the Great Humbug

Vocabulary:

Bran: the edible broken husks of cereal sifted from flour or meal

Sawdust: small particles of wood that come from sawing

Tinner’s Shears: scissors used to cut tin

1. How did Oz make the Scarecrow’s brains?

.....
.....
.....
.....
.....
.....
.....
.....
.....
.....
.....
.....
.....
.....
.....

2. What was Tinman’s new heart made from?

.....
.....
.....
.....
.....
.....
.....
.....
.....
.....
.....
.....
.....
.....
.....

3. What did the Lion have to do to get his courage?

.....
.....
.....
.....
.....
.....
.....
.....
.....
.....
.....
.....
.....
.....
.....
.....
.....

A N S W E R F O R M

Mixed Practice Solutions

Show all necessary work. Please be neat.

Name _____

Date _____

Lesson _____

1.	2.	3.
4.	5.	6.
7.	8.	9.
10.	11.	12.
13.	14.	15.

16.

17.

18.

19.

20.

21.

22.

23.

24.

25.


26.


27.


28.

29.

30.







Friday

Name: _____

Directions: Please circle the correct level of Reading Mastery. Remember to write the lesson number and number your answers.

Reading Mastery **2** or 3

Lesson # _____

[This area contains a grid of faint, illegible text, likely a reading passage or test questions, which is too light to transcribe accurately.]

Name: _____

Directions: Please circle the correct level of Reading Mastery. Remember to write the lesson number and number your answers.

Reading Mastery 2 or 3

Lesson # _____

[This area contains a grid of faint, illegible text, likely a reading passage or test content, which is too light to transcribe accurately.]

A N S W E R F O R M

Mixed Practice Solutions

Show all necessary work. Please be neat.

Name _____

Date _____

Lesson _____

1.	2.	3.
4.	5.	6.
7.	8.	9.
10.	11.	12.
13.	14.	15.

16.

17.

18.

19.

20.

21.

22.

23.

24.

25.


26.


27.

28.

29.

30.





Story of the World Chapter 15C: A New World in Conflict

Directions: Answer the questions below using complete sentences. Remember to write your answers in cursive and have a capital letter and an end mark.

**Example: Question-What were Spanish adventurers called?
Answer-Spanish adventurers were called Conquistadores.**

William Penn's Holy Experiment

1. How did William Penn's father help King Charles II?

.....

.....

.....

2. What religious group did William Penn join?

.....

.....

.....

3. How did King Charles II repay the debt he owed to William Penn's father?

.....

.....

.....

4. How long was William Penn away in England before being able to return to Pennsylvania?

.....

.....

.....

Cooperation

To take turns, share and pay attention. To work with others for the good of all involved with a positive attitude. To be a team-player by doing my best and to support others to do their best.

On the lines below, copy the definition of this character pillar in your neatest cursive. Then provide three examples of how you are seeing Cooperation in the world right now.

Handwriting practice lines consisting of multiple sets of three horizontal lines (top solid, middle dashed, bottom solid) for writing.

