

Prima Distance Learning Packet



Scholar Name (first & last): _____
 Parent/Guardian Signature: _____
 Classroom Teacher: _____

Week of May 11-15, 2020

<p>Monday</p> <p>Check box when completed</p> <input type="checkbox"/>	<p>Reading *Reading Mastery 1 Storybook: Read Story 79 and complete worksheet 79. (pg 1-2) Reread story 79</p> <p>Math *Lesson 103: Guided Practice & Fact Practice (pg 3-5)</p>	<p>Penmanship *Animals at the Fair- Write the name of the animal on the line. (pg 6)</p>	<p>Science "Animals" Circle the animals that have wings. Color the animals. (pg 7)</p>	<p>History **"Hemispheres" Color the continents in the Western Hemisphere yellow. Color the continents in the Eastern Hemisphere green. (pg 8)</p>
<p>Tuesday</p> <p>Check box when completed</p> <input type="checkbox"/>	<p>Reading *Reading Mastery 1 Storybook: Read Story 80 and complete worksheet 80. Reread story 80 (pg 9-10)</p> <p>Math *Lesson 104: Guided Practice & Fact Practice (pg 11-13)</p>	<p>Penmanship The Uppercase Alphabet Trace then write A-N (pg 14)</p>	<p>Spanish *Practice family vocab flashcards. Spanish to English then English to Spanish. Latin *Draw a line from the animus (feeling) to the pictura (picture). Be careful! They're all mixed up!</p>	<p>Art *Art assignment: Discuss <i>Mother's Helper</i> by Diego Rivera; draw/color a bouquet of flowers.</p>
<p>Wednesday</p> <p>Check box when completed</p> <input type="checkbox"/>	<p>Reading *Reading Mastery 1 Storybook: Read Story 81 and complete worksheet 81 Reread story 81 (pg 15-16) Math: *Fact Assessment 15 (pg17)</p>	<p>Penmanship The Uppercase Alphabet. Trace then write O-Z See if you can think & write some people's names starting with A-Z. (pg 18)</p>	<p>Science **"Tame & Wild Animals" Circle the animals that are wild. Point to the animals that are tame. Color the animals. (pg 19)</p>	<p>P.E. *Warm up, dribble, jump shot, quick feet, quarter turns, speed dribble.</p>
<p>Thursday</p> <p>Check box when completed</p> <input type="checkbox"/>	<p>Reading *Reading Mastery 1 Storybook: Read Story 82 and complete worksheet 82 Reread story 82 (pg 20-21) Math: *Lesson 105 Test Review (pg 22-23)</p>	<p>Penmanship Tracing Numbers to 100. Practice tracing your numbers 1-100. (pg 24)</p>	<p>Spanish *Complete "La familia" worksheet. Latin *Write the Latin verbum (word) on the line next to the corresponding picture. At the bottom, please write how you're feeling (in Latin) and draw a picture of it!</p>	<p>Music *Complete music packet.</p>
<p>Friday</p> <p>Check box when completed</p> <input type="checkbox"/>	<p>Reading *Read aloud to someone for 15 minutes and complete any unfinished worksheets Math *Written Assessment 20 (pg 25)</p>	<p>Penmanship *Rainy Day Writing Sheet: Trace the words and finish the sentence. Remember to use capital letters at the beginning of your sentences, and a period at the end. Color the picture when you are done. (pg 26)</p>	<p>History "Africa Worksheet" Fill in the blanks about the continent of Africa. Use your best handwriting. Color Africa orange. (pg 27)</p>	<p>Character Pillar Reflection: Integrity *Character Pillar Integrity Week 6 Worksheet (pg 28) Bonus: Mirror Image- Draw the other half. (pg 29)</p>

1. what did tim have? _____
 2. did tim like his hat or hate his hat? _____ his hat
 3. tim got to school on _____.
 4. where did tim hide his hat? in _____
● a cup ● the house ● a trēē ● the snōw
 5. what did he see falling from the skȳ? _____
● rāin ● snōw ● drops ● birds
 6. did tim hate his hat after that dāy? _____
-

a dēēr ran to the top of the hill.

1. make a box around the 2 words that tell what ran to the top of the hill.
2. circle the 6 words that tell where the dēēr ran.
3. make a v over the word ran.

look at the picture on page 212 of your reader.

1. what is tim holding? _____
 2. is tim hot or cold? _____
 3. is it snowing? _____
-

one day peg started to make a hat. she was having a lot of fun. the hat got bigger and bigger and bigger. soon the hat was too big for a boy. it was too big for a man. it was even too big for a horse. who do you think got that hat? an elephant. he liked it a lot.

1. who made the hat? _____
2. why couldn't a boy have the hat?
the hat was too _____.
3. why couldn't a horse have the hat?
the hat was too _____.
4. who got the hat? _____

Name _____

(Draw a 3-inch line segment for your name.)

Guided Class Practice 103A

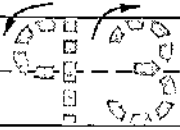
Saxon Math 1 (for use with Lesson 103)

Date _____

Day of the Week _____

Tally marks

1. Write the number ninety-three 2 more times. How many digits are on the line? _____



2. Kayla has 3 dimes and 2 pennies. How much money is that? _____

Tricia has 2 dimes and 5 pennies. How much money is that? _____

The girls put their money together.

How many dimes do they have? _____ dimes

How many pennies do they have? _____ pennies

How much money is that? _____

3. The children in Miss Paolillo's class chose their favorite doughnuts. Three children chose chocolate doughnuts. Six children chose jelly doughnuts. Four children chose cinnamon doughnuts.

Favorite Doughnuts

Chocolate							
Jelly							
Cinnamon							

Fill in the graph to show how many children chose each type of doughnut.

What was the favorite doughnut? _____

How many more children chose jelly than chose cinnamon? _____


4. Draw a dozen eggs. Color a half dozen brown.

How many eggs did you color? _____ eggs



5. Color the penny brown.

How much money is this? _____



This page may not be reproduced without permission of Harcourt Achieve Inc.

Name _____

1. Fill in the missing numbers.

			64					69	
	72				76				80

2. James has 4 dimes and 1 penny. How much money is that? _____

Dylan has 4 dimes and 5 pennies. How much money is that? _____

The boys put their money together.

How many dimes do they have? _____ dimes

How many pennies do they have? _____ pennies

How much money is that? _____

3. The children in Mrs. Stoner's class chose their favorite doughnuts.

Two children chose chocolate doughnuts.

Five children chose jelly doughnuts.

Three children chose cinnamon doughnuts.

Fill in the graph to show how many children chose each type of doughnut.

What was the favorite doughnut? _____

How many more children chose jelly than chose chocolate? _____

Favorite Doughnuts

Chocolate									
Jelly									
Cinnamon									

4. Draw a dozen apples. Color a half dozen red.

How many apples did you color? _____ apples



5. Color the penny brown.

How much money is this? _____



Name _____

Saxon Math 1 (for use with Lesson 103)

Set 19a: Subtracting a Number From 10; Review Subtraction Facts

$$\begin{array}{r} 10 \\ - 8 \\ \hline \end{array}$$

$$\begin{array}{r} 10 \\ - 6 \\ \hline \end{array}$$

$$\begin{array}{r} 10 \\ - 1 \\ \hline \end{array}$$

$$\begin{array}{r} 10 \\ - 10 \\ \hline \end{array}$$

$$\begin{array}{r} 10 \\ - 3 \\ \hline \end{array}$$

$$\begin{array}{r} 10 \\ - 5 \\ \hline \end{array}$$

$$\begin{array}{r} 10 \\ - 2 \\ \hline \end{array}$$

$$\begin{array}{r} 10 \\ - 7 \\ \hline \end{array}$$

$$\begin{array}{r} 10 \\ - 9 \\ \hline \end{array}$$

$$\begin{array}{r} 10 \\ - 4 \\ \hline \end{array}$$

$$\begin{array}{r} 9 \\ - 0 \\ \hline \end{array}$$

$$\begin{array}{r} 8 \\ - 2 \\ \hline \end{array}$$

$$\begin{array}{r} 3 \\ - 1 \\ \hline \end{array}$$

$$\begin{array}{r} 6 \\ - 2 \\ \hline \end{array}$$

$$\begin{array}{r} 11 \\ - 2 \\ \hline \end{array}$$

$$\begin{array}{r} 7 \\ - 1 \\ \hline \end{array}$$

$$\begin{array}{r} 5 \\ - 2 \\ \hline \end{array}$$

$$\begin{array}{r} 6 \\ - 6 \\ \hline \end{array}$$

$$\begin{array}{r} 9 \\ - 2 \\ \hline \end{array}$$

$$\begin{array}{r} 4 \\ - 2 \\ \hline \end{array}$$

This page may not be reproduced without permission of Harcourt Achieve Inc.

Ask someone at home to correct your paper.

Corrected by _____



Animals at the Fair

Write the naming word for the animals at the fair. Use the words in the box if you need to.

pig


horse

dog

duck

cow

goat



1. The _____ is tall.

2. A _____ is fat!

3. The _____ has horns.

4. A spotted _____ moos.

5. The _____ eats corn.

6. Is the _____ lost?



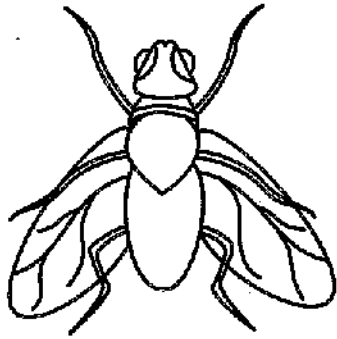


Animals


FACTS

Animals come in many shapes and sizes.


Animals move in different ways. Some animals walk and run. Some animals swim. Some animals fly. Animals that fly have wings. Circle each animal that has wings.




fly




cat




turtle



bat



bird



fish

Hemispheres

Name _____

A hemisphere is a one half of the earth. The Western Hemisphere contains the continents of the United States, South America, and Antarctica. Antarctica is also part of the Eastern Hemisphere since it is so large, along with Europe, Africa, Asia and Australia. Earth can also be split into Northern and Southern Hemispheres as well if you split the Earth in half going across, instead of up and down as is pictured here.

Directions: Color the continents in the Western Hemisphere yellow. Color the continents in the Eastern Hemisphere green.

Western Hemisphere



Eastern Hemisphere



Antarctica is shown twice because it is equally in the Western & Eastern Hemispheres.



© Lucky to be in first

1. who said, "my mouth is on fire"? a _____
● girl ● dog ● fox ● man
 2. was his mouth on fire? _____
 3. he was trying to con her out of a c _____.
 4. did she cool his mouth with a cone? _____
 5. what did she cool his mouth with? _____
● water ● stones ● cones
 6. who ate all the ice cream? _____
 7. did the fox take the cone? _____
-

five men sat on the top of a mountain.

1. circle the 2 words that tell who sat on the mountain.
2. make a line under the 6 words that tell where the men sat.
3. make a r under the word sat.

look at the picture on page 215 of your reader.

1. what is the fox sitting on? _____
 2. does the fox look happy? _____
 3. is ice cream going into the fox's mouth? _____
-

an elephant and a bug met. the elephant said,
"I am bigger than you. so I can do things better
than you."

the bug said, "I know one thing you can't do
better than me."

the elephant got mad. then he said, "what can
you do better than me?"

"I can hide better than you," the bug said.

1. who did the elephant meet? _____
2. who said, "I can do
things better than you do"? _____
3. what could the bug do better than the elephant? _____

Name _____

(Draw a 3-inch line segment for your name.)

Guided Class Practice 104A

Saxon Math 1 (for use with Lesson 104)

Date _____

Day of the Week _____

Tally marks

- Write the number ninety-four 3 more times. How many digits are on the line? _____



- On Tuesday Cerina counted eight fish in the fish tank. Mrs. O'Connor put two more fish in the tank on Wednesday. What type of story is this?

some, some more

some, some went away

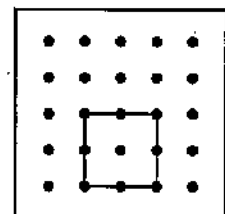
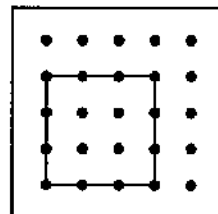
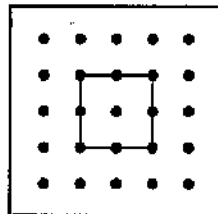
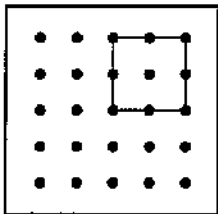
Draw a picture and write a number sentence to show how many fish are in the tank now.



Number sentence _____

How many fish are in the tank now? _____ fish

- Circle the geoboard shape that is not congruent to the others.



- Write six different problems with a sum of 10.

$$\begin{array}{r} \square \\ + \square \\ \hline 10 \end{array}$$

$$\begin{array}{r} \square \\ + \square \\ \hline 10 \end{array}$$

$$\begin{array}{r} \square \\ + \square \\ \hline 10 \end{array}$$

$$\begin{array}{r} \square \\ + \square \\ \hline 10 \end{array}$$

$$\begin{array}{r} \square \\ + \square \\ \hline 10 \end{array}$$

$$\begin{array}{r} \square \\ + \square \\ \hline 10 \end{array}$$

- Use your ruler to measure something in the classroom that is about 1 foot long.

What did you measure? _____

This page may not be reproduced without permission of Harcourt Achieve Inc.

Name _____

1. Finish these number patterns.

10, 12, 14, _____, _____, _____

34, 33, 32, _____, _____, _____, _____, _____

100, 200, 300, _____, _____, _____, _____, _____

2. On Thursday Roger counted seven stickers on the chart. Mrs. Keenan put two more stickers on the chart on Friday. What type of story is this?

some, some more

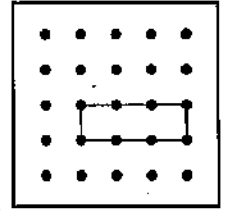
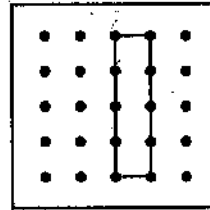
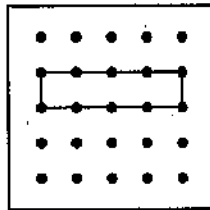
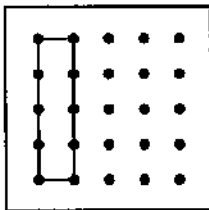
some, some went away

Draw a picture and write a number sentence to show how many stickers are on the chart now.

Number sentence _____

How many stickers are on the chart now? _____ stickers

3. Circle the geoboard shape that is not congruent to the others.



4. Fill in the missing numbers.

$$\begin{array}{r} \square \\ + 4 \\ \hline 10 \end{array}$$

$$\begin{array}{r} 3 \\ + \square \\ \hline 10 \end{array}$$

$$\begin{array}{r} \square \\ + 8 \\ \hline 10 \end{array}$$

$$\begin{array}{r} \square \\ + 1 \\ \hline 10 \end{array}$$

$$\begin{array}{r} 5 \\ + \square \\ \hline 10 \end{array}$$

$$\begin{array}{r} 7 \\ + \square \\ \hline 10 \end{array}$$

5. Use your ruler to measure something at home that is about 1 foot long.

What did you measure? _____

Name _____

Set 15: Sums of 10; Review Facts

$$\begin{array}{r} 1 \\ + 9 \\ \hline \end{array}$$

$$\begin{array}{r} 2 \\ + 7 \\ \hline \end{array}$$

$$\begin{array}{r} 6 \\ + 4 \\ \hline \end{array}$$

$$\begin{array}{r} 1 \\ + 2 \\ \hline \end{array}$$

$$\begin{array}{r} 2 \\ + 3 \\ \hline \end{array}$$

$$\begin{array}{r} 9 \\ + 8 \\ \hline \end{array}$$

$$\begin{array}{r} 2 \\ + 8 \\ \hline \end{array}$$

$$\begin{array}{r} 6 \\ + 1 \\ \hline \end{array}$$

$$\begin{array}{r} 7 \\ + 3 \\ \hline \end{array}$$

$$\begin{array}{r} 4 \\ + 5 \\ \hline \end{array}$$

$$\begin{array}{r} 3 \\ + 2 \\ \hline \end{array}$$

$$\begin{array}{r} 6 \\ + 5 \\ \hline \end{array}$$

$$\begin{array}{r} 3 \\ + 7 \\ \hline \end{array}$$

$$\begin{array}{r} 2 \\ + 9 \\ \hline \end{array}$$

$$\begin{array}{r} 5 \\ + 5 \\ \hline \end{array}$$

$$\begin{array}{r} 8 \\ + 2 \\ \hline \end{array}$$

$$\begin{array}{r} 0 \\ + 1 \\ \hline \end{array}$$

$$\begin{array}{r} 4 \\ + 6 \\ \hline \end{array}$$

$$\begin{array}{r} 7 \\ + 8 \\ \hline \end{array}$$

$$\begin{array}{r} 9 \\ + 9 \\ \hline \end{array}$$

This page may not be reproduced without permission of Harcourt Achieve Inc.

Ask someone at home to correct your paper.

Corrected by _____



The Uppercase Alphabet

FACTS

Uppercase letters are used in the names of people, places, or events. These are the letters **A** through **N** in uppercase.

Practice writing the uppercase letters. First trace the letters. Then write uppercase letters **A** through **N** on your own.

A A A A April

H H H H Hannah

B B B B Brad

I I I I I van

C C C C Cody

J J J J Joe

D D D D Dan

K K K K Kim

E E E E Easter

L L L L Logan

F F F F Fred

M M M M Morgan

G G G G Grace

N N N N Nora

1. could the fox con the girl out of her cone? _____
 2. who went up to the ice cream stand and said, "hand me a cone"? _____
 3. the man at the stand said, "that will be one _____."
dim dime time
 4. the fox said, "I gave you a _____."
cane can dime
 5. who came up to the stand when the man was going to hand a cone to the fox? _____
a man a girl a boy
 6. did the fox ever try to con the man at the ice cream stand again? _____
-

the girl sat in the shop.

1. circle the 2 words that tell who sat in the shop.
2. make a r over the word sat.
3. make a box around the 3 words that tell where the girl sat.

a fox tried to con a little girl. she was eating corn. he said, "close your eyes and open your mouth. I will show you a trick."

when she closed her eyes, he took her corn and began to run away. he was not looking where he was going. he ran into a tree.

the girl opened her eyes and smiled. she said, "that is a good trick."

1. who tried to con the little girl? _____
 2. what was the girl eating? _____
 3. what did the fox take from the girl? _____
 4. did the fox get away with the corn? _____
 5. why did the fox run into the tree?
he was not _____
-

look at the picture on page 218 of your reader.

1. what is the man holding? _____
2. who is walking near the ice cream stand? _____

Name _____

Saxon Math 1 (for use with Lesson 105-1)

Set 15: Sums of 10; Review Facts

$$\begin{array}{r} 3 \\ + 2 \\ \hline \end{array}$$

$$\begin{array}{r} 2 \\ + 8 \\ \hline \end{array}$$

$$\begin{array}{r} 6 \\ + 5 \\ \hline \end{array}$$

$$\begin{array}{r} 1 \\ + 2 \\ \hline \end{array}$$

$$\begin{array}{r} 6 \\ + 4 \\ \hline \end{array}$$

$$\begin{array}{r} 2 \\ + 7 \\ \hline \end{array}$$

$$\begin{array}{r} 7 \\ + 8 \\ \hline \end{array}$$

$$\begin{array}{r} 1 \\ + 9 \\ \hline \end{array}$$

$$\begin{array}{r} 4 \\ + 5 \\ \hline \end{array}$$

$$\begin{array}{r} 3 \\ + 7 \\ \hline \end{array}$$

$$\begin{array}{r} 9 \\ + 8 \\ \hline \end{array}$$

$$\begin{array}{r} 5 \\ + 5 \\ \hline \end{array}$$

$$\begin{array}{r} 0 \\ + 1 \\ \hline \end{array}$$

$$\begin{array}{r} 8 \\ + 2 \\ \hline \end{array}$$

$$\begin{array}{r} 6 \\ + 1 \\ \hline \end{array}$$

$$\begin{array}{r} 2 \\ + 3 \\ \hline \end{array}$$

$$\begin{array}{r} 4 \\ + 6 \\ \hline \end{array}$$

$$\begin{array}{r} 2 \\ + 9 \\ \hline \end{array}$$

$$\begin{array}{r} 9 \\ + 9 \\ \hline \end{array}$$

$$\begin{array}{r} 7 \\ + 3 \\ \hline \end{array}$$

The Uppercase Alphabet



Uppercase letters are used at the beginning of a sentence and in titles. Here are the letters **O** through **Z** in uppercase.

Practice writing the uppercase letters. First trace the letters. Then write uppercase letters **O** through **Z** on your own.

O O O Owen

U U U Uma

P P P Paul

V V V Vic

Q Q Q Quinn

W W W Will

R R R Randy

X X X Xavier

S S S Sam

Y Y Y Yoko

T T T Tom

Z Z Z Zach


Can you think of some names beginning with the letters **A** through **Z**?

Tame and Wild Animals




Some animals are wild. Other animals can be kept in a house. These animals are tame.


Circle the animals that are wild. Point to the animals that are tame and can be kept in a house.



dog




gorilla




fox



goldfish



hamster



lion

1. where did don work? in a _____
 moping mopping foot shop hat store
2. why was don sad? because he was not _____.
 big rich fat old
3. did don like his job or hate his job? _____ his job
4. what did don wish he was? a _____
 super bug super boy super man super bee
5. sometimes don would sit and _____.
 mope mop run fall
6. what did don hear? somebody _____
 singing calling him flying
7. so don opened the door and went _____.
 up the stairs out the door down the stairs

pam sent ten trees to the farm.

1. make a line over the word that tells who sent the trees.
2. make a y under the word trees.
3. circle the words that tell where the trees went.

mike was a mop. but mike was not happy. every dāy, a man would grab mike and dip mike into some water. then the man would take mike around the flōōr. then the man would let mike stand bȳ the wall. mike said, "it is no fun to stand bȳ the wall when you are wet and cōld."

1. what was mike? _____
2. who grabbed mike every dāy? _____
3. where did the man put mike when he was wet and cōld?

4. did mike like to stand bȳ the wall? _____

look at the picture on page 221 of your rēader.

1. how many hats do you see? _____
2. what is don hōlding? _____
3. is it dark down the stāirs? _____

Name .

Test 105 Practice

(Draw a line segment for your name.)

Date _____ Day of the week _____

Put the number cards in the box in order from least to greatest.

52	29	40	16
----	----	----	----

--	--	--	--

Least

Greatest

Circle the even numbers

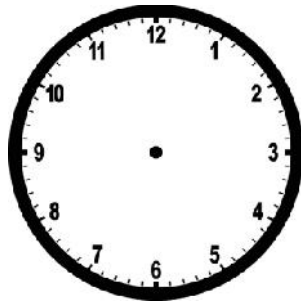
0 1 2 3 4 5 6 7 8 9 10

Circle the odd numbers

1 2 3 4 5 6 7 8 9 10 11

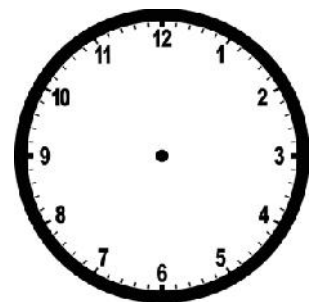
Show half past 9 on both clocks.

--




Show half past 2 on both clocks.

--



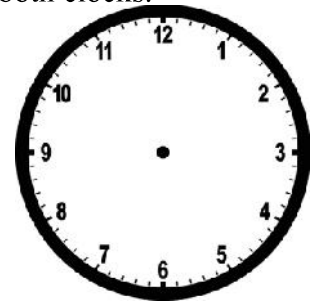
Show 7 o'clock on both clocks

--



Show 3 o'clock on both clocks.

--



Add ten to each number

37

77

$$\begin{array}{r} 62\text{¢} \\ +10\text{¢} \\ \hline \end{array}$$

$$\begin{array}{r} 83\text{¢} \\ +10\text{¢} \\ \hline \end{array}$$


Isabelle had 6 markers. Broderick gave her two more markers. Draw a picture and write a number sentence to show how many markers Isabelle has now.



Number sentence _____

How many markers does Isabelle have now? _____ markers

Noah has 7 pencils. He gives 3 pencils to Alice. Draw a picture and write a number sentence to show how many pencils Noah has left.



Number sentence _____

How many pencils does Noah have now? _____ pencils

Numbers 1 to 100

1	2	3	4	5	6	7	8	9	10
11	12	13	14	15	16	17	18	19	20
21	22	23	24	25	26	27	28	29	30
31	32	33	34	35	36	37	38	39	40
41	42	43	44	45	46	47	48	49	50
51	52	53	54	55	56	57	58	59	60
61	62	63	64	65	66	67	68	69	70
71	72	73	74	75	76	77	78	79	80
81	82	83	84	85	86	87	88	89	90
91	92	93	94	95	96	97	98	99	100

Write numbers 1 through 10 on your own in your very best handwriting.

1 2 3 4 5

6 7 8 9 10

Name _____
(Draw a line segment for your name.)

Date _____

Day of the Week _____

1. Bonnie had six markers. Suzanne gave her four more markers. Draw a picture and write a number sentence to show how many markers Bonnie has now.

Number sentence _____

How many markers does Bonnie have now? _____ markers

2. Put the number cards in the box in order from least to greatest.

31	16	47	25
----	----	----	----

least			greatest

3. Circle the even numbers.

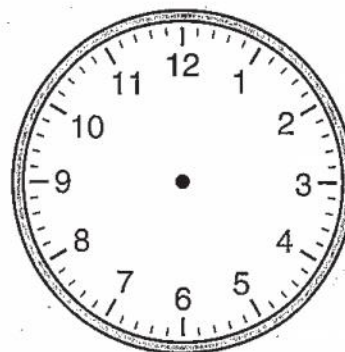
1 2 3 4 5 6 7 8 9 10

4. Find the answers.

$\begin{array}{r} 5 \\ + 2 \\ \hline \end{array}$	$\begin{array}{r} 6 \\ + 5 \\ \hline \end{array}$	$\begin{array}{r} 1 \\ + 8 \\ \hline \end{array}$	$\begin{array}{r} 7 \\ + 3 \\ \hline \end{array}$	$\begin{array}{r} 6 \\ - 1 \\ \hline \end{array}$	$\begin{array}{r} 3 \\ - 3 \\ \hline \end{array}$	$\begin{array}{r} 5 \\ - 0 \\ \hline \end{array}$
---	---	---	---	---	---	---

5. Show half past seven on both clocks.

:



6. Add 10 to each number.

29	18	$\begin{array}{r} 34\text{¢} \\ + 10\text{¢} \\ \hline \end{array}$	$\begin{array}{r} 22\text{¢} \\ + 10\text{¢} \\ \hline \end{array}$
----	----	---	---

Name _____

I can write 5 - star sentences.



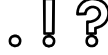
Capitalization



Finger spaces.



Punctuation



Sounded out words & used sight words



Words make sense



The girl jumps in

Name _____

This is Africa.



Africa is the _____ largest continent. There are _____ countries in Africa. It is in both the _____ and _____ Hemispheres.

© lucky to be in first

Africa
- second largest
- 54 countries
- Northern & Southern Hemispheres

Character Pillar: Integrity Week 6

Integrity is doing the right thing even if sometimes it is difficult to do the right thing.

Directions: Read the statement and answer true or false. If the sentence shows integrity the answer would be true. If the sentence does not showing integrity the answer would be false.

1. Chase drew on the wall with crayon. His mom asked him if he made this bad choice. Chase told her he did not draw on the wall.

True

False

2. Sam was playing with his friends on the playground. Sam fell and got hurt. His friends helped him up and helped him to the nurse's office to get help. This is showing his friends are using integrity.

True

False

3. Johnny forgot his homework at home when he came to school. When the teacher asked him where his homework was he said his dog ate his homework. This is showing integrity by telling the truth.

True

False

4. Daniel saw that his friend dropped all of his crayons on the floor. Daniel went over to help his friend pick up his crayon. This is demonstrating integrity by Daniel.

True

False



BONUS

Draw the other half of each object.

