


# Prima Distance Learning Packet



Scholar Name (first & last): \_\_\_\_\_  
 Parent/Guardian Signature: \_\_\_\_\_  
 Classroom Teacher: \_\_\_\_\_

## Week of May 18-22, 2020

<b>Monday</b>  Check box when completed  <input type="checkbox"/>	<b>Reading</b> *Reading Mastery 1 Storybook: Read Story 83 and complete worksheet 83 Reread story 83 (pg 1-2) <b>Math</b> *Lesson 105: Guided Practice & Fact Homework (pg 3-5)	<b>Penmanship</b> "Months" Trace & write the months on the lines. (pg 6)	<b>Science</b> **"Pumpkin Life Cycle Worksheet" Look at the life cycle of a seed. Color the pictures of each part of the cycle. (pg 7)	<b>History</b> "Ready for school" Circle the needs for Moby for the first day of school. Color the pictures. (pg 8)
<b>Tuesday</b>  Check box when completed  <input type="checkbox"/>	<b>Reading (Storybook 2 Begins)</b> *Reading Mastery 1 Storybook 2: Read Story 84 and complete worksheet 84 Reread story 84 (pg 9-10) <b>Math:</b> *Lesson 106: Guided Practice & Fact Homework (pg 11-13)	<b>Penmanship</b> "Months" Trace & write the months on the lines. (pg 14)	<b>Spanish</b> *Complete Spanish packet.  <b>Latin</b> *Complete Latin Packet	<b>Art</b> *Art assignment: Discuss <i>The Bath</i> by Mary Cassatt; draw/color family member(s) with striped clothing (view video).
<b>Wednesday</b>  Check box when completed  <input type="checkbox"/>	<b>Reading</b> *Reading Mastery 1 Storybook 2: Read Story 85 and complete worksheet 85 Reread story 85 (pg 15-16) <b>Math:</b> *Lesson 107: Guided Practice & Fact Homework (pg 17-19)	<b>Penmanship</b> "Flowers" Practice rewriting the names of the flowers you might find in the Spring. Remember to use your best handwriting. (pg 20)	<b>Science</b> **"Plant Life Cycle" Look at the different phases of a plants life. Order the plant life cycle from beginning to end (1-4). Color the pictures. (pg 21)	<b>P.E.</b>  *Warm up, dribble card, jump shot, quick feet, quarter turns, speed dribble, spin dunk.
<b>Thursday</b>  Check box when completed  <input type="checkbox"/>	<b>Reading</b> *Reading Mastery 1 Storybook 2: Read Story 86 and complete worksheet 86 Reread story 86. (pg 22-23) <b>Math:</b> *Lesson 108: Guided Practice, Fact Homework & Lesson Worksheet (>,<,+). (pg 24-27)	<b>Penmanship</b> **"A Planting Poem" Read the poem. Trace words in gray and practice writing the w on the line. (pg 28)	<b>Spanish</b> *Complete Spanish packet.  <b>Latin</b> *Complete Latin Packet	<b>Music</b> *Complete music packet
<b>Friday</b>  Check box when completed  <input type="checkbox"/>	<b>Reading</b> *Read aloud to someone for 15 minutes and complete any incomplete worksheets  <b>Math</b> *Lesson 109: Guided Practice & Fact Homework. (pg 29-31)	<b>Penmanship</b> **"Baby Animals" Trace the words, and finish the sentence. Remember to use capital letters, finger spaces and a period at the end. Color the picture. (pg 32)	<b>History</b> **"Antarctica" Fill in the blanks with the correct words about Antarctica. Color Antarctica blue. (pg 33) <b>Character Pillar Reflection:</b> *Courage Week 7 Worksheet. (pg 34)	<b>Bonus:</b> -"Sight" Color the eyes the same color as your own. Draw the missing eyes on the animals. (pg 35) -"Hearing" Circle the items you can hear. (pg 36) -"Comparing Length (pg 37)

1. where did don work? in a \_\_\_\_\_  
hate store      barn      hat store      hand store
  2. why did don mope? because he was \_\_\_\_\_  
a super man      not a super man      not little
  3. the woman in the dark had a \_\_\_\_\_  
cape and a cap      can and a cane      cape and a cane
  4. did the woman hand something to don? \_\_\_\_\_
  5. the woman told don to \_\_\_\_\_ the dime three times.  
tape      slap      tan      tap
  6. did don do that? \_\_\_\_\_
- 

five dogs jumped on the table.

1. make a line under the words that tell where the dogs jumped.
2. make an e over the word jumped.
3. circle the words that tell who jumped on the table.

There once was a super bug. That bug had a cape. That bug could fly faster than the other bugs. and that bug could bite hard. one day, a dog was going to bite a little bug. the super bug bit the dog so hard that the dog yelled and ran away.

The little bug said, "thank you, super bug." The little bug gave the super bug a kiss.

1. who could fly faster than the other bugs? \_\_\_\_\_
  2. who was going to bite a little bug? \_\_\_\_\_
  3. why did the dog run away? the super bug \_\_\_\_\_.
  4. who saved the little bug? \_\_\_\_\_
  5. who gave the super bug a kiss? \_\_\_\_\_
- 

look at the picture on page 224 of your reader.

1. what is that woman giving don? \_\_\_\_\_
2. who is bigger, the woman or don? \_\_\_\_\_
3. The woman has a cape and a \_\_\_\_\_.

Name \_\_\_\_\_

(Draw a 3-inch line segment for your name.)

Date \_\_\_\_\_


Day of the Week \_\_\_\_\_

Tally marks

1. Write the number ninety-five 4 more times. How many digits are on the line? \_\_\_\_\_



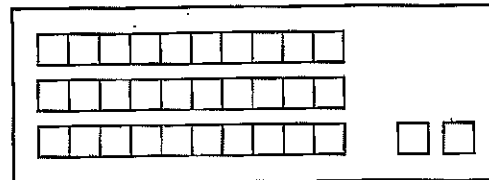
2. Billy's dad made a dozen muffins for breakfast. Billy's family ate ten muffins. Draw a picture and write a number sentence to show what happened.



Number sentence \_\_\_\_\_

How many muffins are left? \_\_\_\_\_ muffins

3. Jennifer put the linking cubes in trains of 10. How many linking cubes does she have altogether? \_\_\_\_\_ linking cubes



4. Count by 10's from 4.



5. Write the answers.

$$\begin{array}{r} 6 \\ + 10 \\ \hline \end{array}$$

$$\begin{array}{r} 6 \\ + 9 \\ \hline \end{array}$$


$$\begin{array}{r} 4 \\ + 10 \\ \hline \end{array}$$

$$\begin{array}{r} 4 \\ + 9 \\ \hline \end{array}$$

$$\begin{array}{r} 7 \\ + 10 \\ \hline \end{array}$$

$$\begin{array}{r} 7 \\ + 9 \\ \hline \end{array}$$

6. Work with a partner to measure the distance from the floor to the doorknob of your classroom door. About how many feet from the floor is the doorknob? \_\_\_\_\_ feet



Name \_\_\_\_\_

**Homework 105B**

Saxon Math 1 (for use with Lesson 105-1)

1. Write the number that is one more than each number.

9, \_\_\_\_\_

17, \_\_\_\_\_

26, \_\_\_\_\_

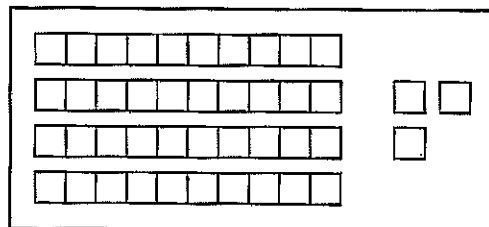
2. Jessie's mom poured a dozen glasses of orange juice. The children drank nine glasses of juice. Draw a picture and write a number sentence to show what happened.



Number sentence \_\_\_\_\_

How many glasses of juice are left? \_\_\_\_\_ glasses of juice

3. Walter put the linking cubes in trains of 10.  
How many linking cubes  
does he have altogether? \_\_\_\_\_ linking cubes



4. Count by 10's from 3.

3									
---	--	--	--	--	--	--	--	--	--

5. Write the answers.

$$\begin{array}{r} 5 \\ + 10 \\ \hline \end{array}$$

$$\begin{array}{r} 5 \\ + 9 \\ \hline \end{array}$$

$$\begin{array}{r} 3 \\ + 10 \\ \hline \end{array}$$

$$\begin{array}{r} 3 \\ + 9 \\ \hline \end{array}$$

$$\begin{array}{r} 8 \\ + 10 \\ \hline \end{array}$$

$$\begin{array}{r} 8 \\ + 9 \\ \hline \end{array}$$

6. Measure the length of your bed from the head of the bed to the foot of the bed.

About how many feet long is your bed? \_\_\_\_\_ feet

This page may not be reproduced without permission of Harcourt Achieve Inc.

Name \_\_\_\_\_

Set 15: Sums of 10; Review Facts

Pretend you are the teacher.

Correct this paper.

Write the correct answer next to any answer that is incorrect.

$$\begin{array}{r} 3 \\ + 2 \\ \hline 5 \end{array}$$

$$\begin{array}{r} 2 \\ + 8 \\ \hline 10 \end{array}$$

$$\begin{array}{r} 6 \\ + 5 \\ \hline 13 \end{array}$$

$$\begin{array}{r} 1 \\ + 2 \\ \hline 3 \end{array}$$

$$\begin{array}{r} 6 \\ + 4 \\ \hline 10 \end{array}$$

$$\begin{array}{r} 2 \\ + 7 \\ \hline 9 \end{array}$$

$$\begin{array}{r} 7 \\ + 8 \\ \hline 15 \end{array}$$

$$\begin{array}{r} 1 \\ + 9 \\ \hline 10 \end{array}$$

$$\begin{array}{r} 4 \\ + 5 \\ \hline 9 \end{array}$$

$$\begin{array}{r} 3 \\ + 7 \\ \hline 10 \end{array}$$

$$\begin{array}{r} 9 \\ + 8 \\ \hline 15 \end{array}$$

$$\begin{array}{r} 5 \\ + 5 \\ \hline 10 \end{array}$$

$$\begin{array}{r} 0 \\ + 1 \\ \hline 1 \end{array}$$

$$\begin{array}{r} 8 \\ + 2 \\ \hline 10 \end{array}$$

$$\begin{array}{r} 6 \\ + 1 \\ \hline 7 \end{array}$$

$$\begin{array}{r} 2 \\ + 3 \\ \hline 5 \end{array}$$

$$\begin{array}{r} 4 \\ + 6 \\ \hline 10 \end{array}$$

$$\begin{array}{r} 2 \\ + 9 \\ \hline 11 \end{array}$$

$$\begin{array}{r} 9 \\ + 9 \\ \hline 18 \end{array}$$



$$\begin{array}{r} 7 \\ + 3 \\ \hline 9 \end{array}$$

This page may not be reproduced without permission of Harcourt Achieve Inc.

Name \_\_\_\_\_

Months

# Months



Trace and write.

January

February

March

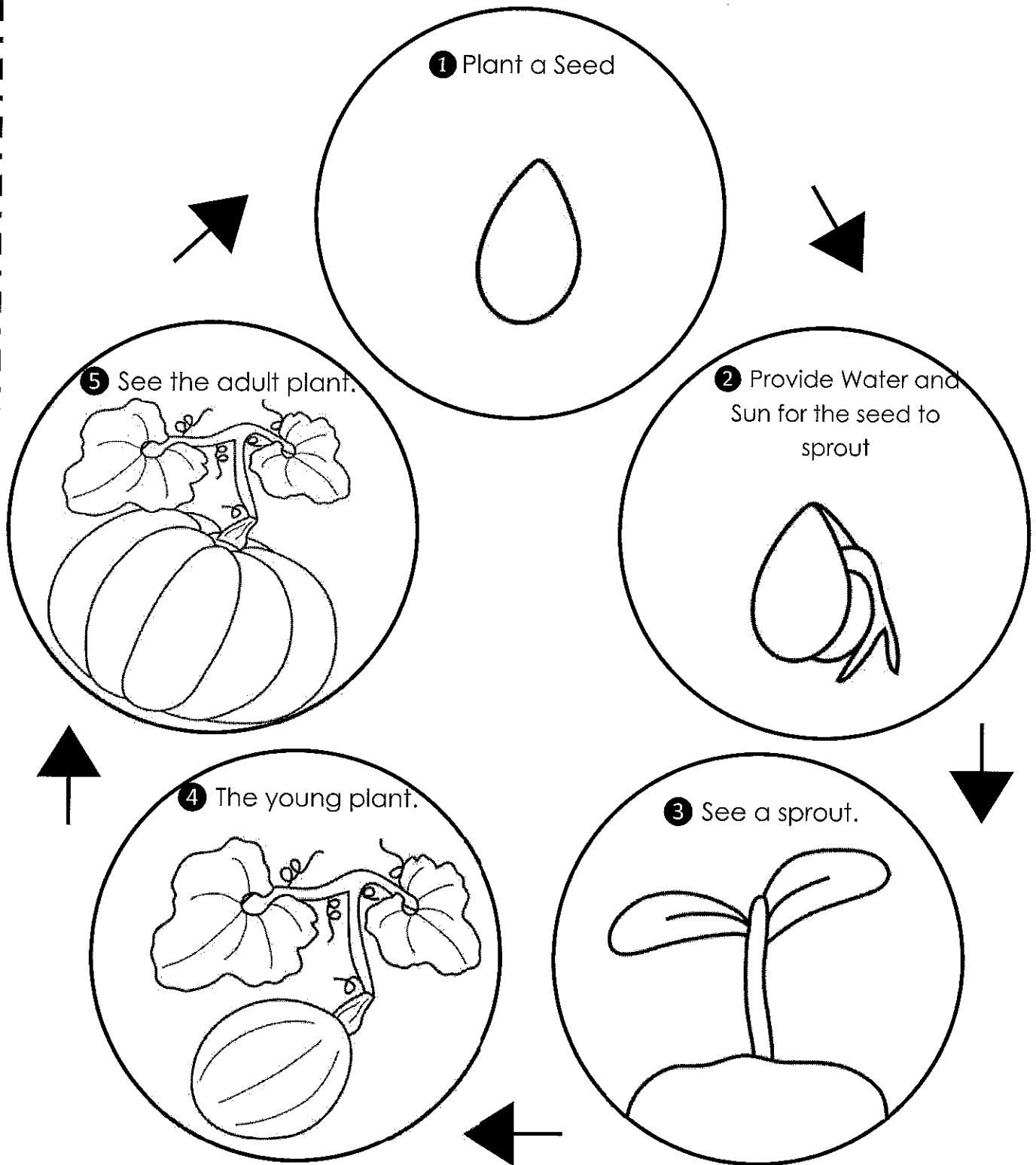
April

May

June

Name: \_\_\_\_\_

# Pumpkin Life Cycle







Circle the things Moby should put in his backpack for the first day of school.

Name: \_\_\_\_\_



1. The woman who gave don the dime had a cap and a \_\_\_\_\_.
  2. The woman told don to do \_\_\_\_\_.  
bad things      good things      funny things
  3. She told don to tap the dime \_\_\_\_\_ times.  
one      two      three      five
  4. When don tapped the dime, there was the sound of \_\_\_\_\_.  
thunder      cars      trains      a girl
  5. Did don get to be a super man? \_\_\_\_\_
  6. Where did don tap the dime? To his \_\_\_\_\_.  
leg      arm      nose      foot
  7. Don had a \_\_\_\_\_.  
cape and a cane      cap and a hat      cape and a cap
  8. Was don doing good things? \_\_\_\_\_
- 

The con ran to Pam's cone shop.

1. Make a d over the word cone.
2. Make a box around the words that tell who ran to Pam's cone shop.
3. Make a line under the words that tell where the con ran.

one dāy the super bug met a sad hōrse flī. the hōrse flī said, "I am sad bēcause there are not any hōrses for me to bite. I am not a man flī. I am not a dog flī. I am not a house flī."

the super bug picked up the hōrse flī and took him to a hōrse farm. now the hōrse flī is happy. he can bite all the hōrses he wants.

1. who did the super bug mēēt? \_\_\_\_\_
  2. whȳ was the hōrse flī sad?  
bēcause there were no \_\_\_\_\_ to bite
  3. wherē did the super bug take the hōrse flī?  
\_\_\_\_\_
  4. is the hōrse flī happy on the farm? \_\_\_\_\_
- 

look at the picture on page 3 of your rēader.

1. how many holes are in the wall? \_\_\_\_\_
2. what is don hōlding? \_\_\_\_\_

Name \_\_\_\_\_  
 (Draw a 3-inch line segment for your name.)

**Guided Class Practice 106A**  
 Saxon Math 1 (for use with Lesson 106)

Date \_\_\_\_\_

Day of the Week \_\_\_\_\_

Tally marks

1. Write the number ninety-six 3 more times. How many digits are on the line? \_\_\_\_\_

2. Ronisha had eight pieces of banana on her cereal. She ate four pieces. What type of story is this?

some, some more                      some, some went away

Draw a picture and write a number sentence to show what happened.

Number sentence \_\_\_\_\_

How many pieces of banana does she have left to eat? \_\_\_\_\_ pieces of banana

3. Sharon had 34 pennies. She put them in groups of 10 on a mat. Draw the pennies to show what she did.

4. Someone spilled paint on one of my number cards and covered the digit on the right.

24	26	23	29	20
----	----	----	----	----

Which number card has paint on it? \_\_\_\_\_

21	25	2*	22	27
----	----	----	----	----

5. Choose four even numbers. Add 9 to each number.


$$\begin{array}{r} \bigcirc \\ + 9 \\ \hline \square \end{array}$$

$$\begin{array}{r} \bigcirc \\ + 9 \\ \hline \square \end{array}$$

$$\begin{array}{r} \bigcirc \\ + 9 \\ \hline \square \end{array}$$

$$\begin{array}{r} \bigcirc \\ + 9 \\ \hline \square \end{array}$$

This page may not be reproduced without permission of Harcourt Achieve Inc.



Name \_\_\_\_\_

1. Write the number that is one more than each number.

6, \_\_\_\_\_      14, \_\_\_\_\_      22, \_\_\_\_\_

2. Gina put 6 strawberries on her cereal. She ate 3 strawberries. What type of story is this?

some, some more

some, some went away

Draw a picture and write a number sentence to show what happened.

Number sentence \_\_\_\_\_

How many strawberries does she have left to eat? \_\_\_\_\_ strawberries

3. Harry had 43 pennies. He put them in groups of 10 on a mat. Draw the pennies to show what he did.

4. Someone spilled paint on one of my number cards and covered the digit on the right.

39	32	35	31	3*
----	----	----	----	----

Which number card has paint on it? \_\_\_\_\_

33	36	30	38	34
----	----	----	----	----

5. Choose four odd numbers. Add 9 to each number.

$$\begin{array}{r} \bigcirc \\ + 9 \\ \hline \square \end{array}$$

$$\begin{array}{r} \bigcirc \\ + 9 \\ \hline \square \end{array}$$

$$\begin{array}{r} \bigcirc \\ + 9 \\ \hline \square \end{array}$$

$$\begin{array}{r} \bigcirc \\ + 9 \\ \hline \square \end{array}$$

Name \_\_\_\_\_

*Saxon Math 1 (for use with Lesson 106)*

Set 19a: Subtracting a Number From 10; Review Subtraction Facts

$$\begin{array}{r} 10 \\ - 3 \\ \hline \end{array}$$

$$\begin{array}{r} 10 \\ - 6 \\ \hline \end{array}$$

$$\begin{array}{r} 10 \\ - 9 \\ \hline \end{array}$$

$$\begin{array}{r} 10 \\ - 2 \\ \hline \end{array}$$

$$\begin{array}{r} 10 \\ - 5 \\ \hline \end{array}$$

$$\begin{array}{r} 10 \\ - 4 \\ \hline \end{array}$$

$$\begin{array}{r} 10 \\ - 1 \\ \hline \end{array}$$

$$\begin{array}{r} 10 \\ - 7 \\ \hline \end{array}$$

$$\begin{array}{r} 10 \\ - 10 \\ \hline \end{array}$$

$$\begin{array}{r} 10 \\ - 8 \\ \hline \end{array}$$

$$\begin{array}{r} 6 \\ - 2 \\ \hline \end{array}$$

$$\begin{array}{r} 3 \\ - 1 \\ \hline \end{array}$$

$$\begin{array}{r} 7 \\ - 1 \\ \hline \end{array}$$

$$\begin{array}{r} 9 \\ - 2 \\ \hline \end{array}$$

$$\begin{array}{r} 4 \\ - 2 \\ \hline \end{array}$$

$$\begin{array}{r} 11 \\ - 2 \\ \hline \end{array}$$

$$\begin{array}{r} 5 \\ - 2 \\ \hline \end{array}$$

$$\begin{array}{r} 6 \\ - 6 \\ \hline \end{array}$$

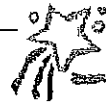
$$\begin{array}{r} 8 \\ - 2 \\ \hline \end{array}$$

$$\begin{array}{r} 9 \\ - 0 \\ \hline \end{array}$$



This page may not be reproduced without permission of Harcourt Achieve Inc.

Ask someone at home to correct your paper.

Corrected by \_\_\_\_\_



# Months



Trace and write.

July

August

September

October

November

December

1. who gave don the dime?

a woman in \_\_\_\_\_  
a cape and cap      a house      the street

2. what did she tell don to do? \_\_\_\_\_

bad things      many things      good things      nothing

3. did don do good things? \_\_\_\_\_

4. did he open the door to the store? \_\_\_\_\_

5. did the boys like him? \_\_\_\_\_

6. what did he do to the car? \_\_\_\_\_

fixed it      gave it a shove      sat in it      ate it

7. was don having fun? \_\_\_\_\_

---

jill felt sad.

1. circle the word that tells who felt sad.

2. make a p under the circle.

3. make a line under the word that tells how jill felt.



one dāy the super bug met a sad grass hopper.  
the grass hopper said, "I can't hop. m̄y hopper does  
not work."

the super bug said, "I can fix that."

the grass hopper said, "I hope you can make me  
hop."

then the super bug began to bite the grass hopper.  
the grass hopper said, "I'm getting out of here."  
and the grass hopper hopped like mad. "I can hop,"  
he said.

1. who did the super bug mēēt? \_\_\_\_\_

2. wh̄y was the grass hopper sad?

bēcause his \_\_\_\_\_ did not work.

3. who said, "I hope you can make me hop"?

\_\_\_\_\_

4. what did the super bug do to make the grass hopper hop?

the super bug began to \_\_\_\_\_

look at the picture on page 6 of your rēader.

1. what is don lifting? \_\_\_\_\_

2. does don look happy or sad? \_\_\_\_\_

3. do the boys look happy or sad? \_\_\_\_\_

Name \_\_\_\_\_

(Draw a 2-inch line segment for your name.)

**Guided Class Practice 107A**

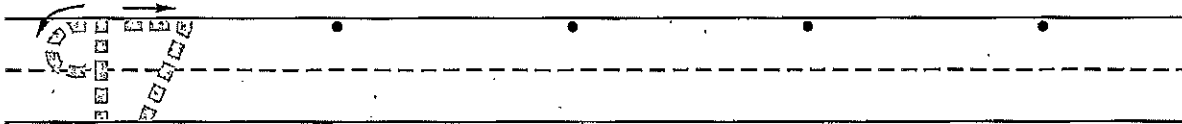
Saxon Math 1 (for use with Lesson 107)

Date \_\_\_\_\_

Day of the Week \_\_\_\_\_

Tally  
marks

1. Write the number ninety-seven 4 more times. How many digits are on the line? \_\_\_\_\_

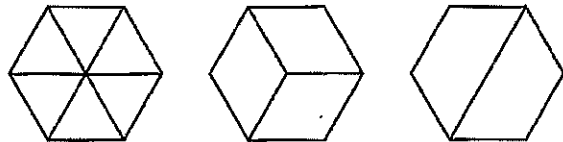


2. Daniel wrote five adding 9 facts. Then he wrote three more adding 9 facts. Show the facts he wrote. Write a number sentence to show how many adding 9 facts Daniel wrote.

Number sentence \_\_\_\_\_

How many adding 9 facts is that? \_\_\_\_\_ adding 9 facts

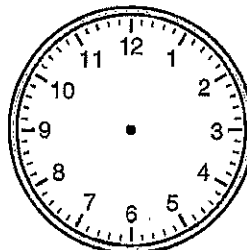
3. Point to the cake that is divided into halves.  
Color one half of the cake red.  
Point to the cake that is divided into thirds.  
Color one third of the cake blue.  
Point to the cake that is divided into sixths.  
Color one sixth of the cake green.



4. Color the pennies brown. How much money is this? \_\_\_\_\_



5. Show half past twelve on both clocks.



This page may not be reproduced without permission of Harcourt Achieve Inc.

Name \_\_\_\_\_

**Homework 107B**

Saxon Math 1 (for use with Lesson 107)

1. Fill in the missing numbers.

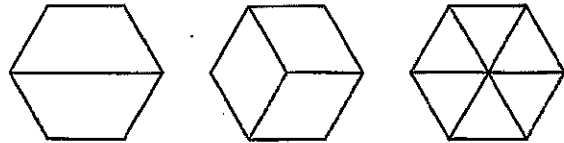
81									90
91									100

2. Cathy wrote four adding 9 facts. Then she wrote two more adding 9 facts. Show the facts she wrote. Write a number sentence to show how many adding 9 facts Cathy wrote.


Number sentence \_\_\_\_\_

How many adding 9 facts is that? \_\_\_\_\_ adding 9 facts

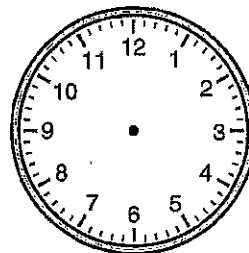

3. Point to the cake that is divided into sixths.  
Color one sixth of the cake green.  
Point to the cake that is divided into thirds.  
Color one third of the cake blue.  
Point to the cake that is divided into halves.  
Color one half of the cake red.



4. Color the pennies brown. How much money is this? \_\_\_\_\_



5. Show half past two on both clocks.



This page may not be reproduced without permission of Harcourt Achieve Inc.

Name \_\_\_\_\_

**Fact Homework 107B**

*Saxon Math 1 (for use with Lesson 107)*

Set 16a: Adding 9

$$\begin{array}{r} 1 \\ + 9 \\ \hline \end{array}$$

$$\begin{array}{r} 5 \\ + 9 \\ \hline \end{array}$$

$$\begin{array}{r} 7 \\ + 9 \\ \hline \end{array}$$

$$\begin{array}{r} 3 \\ + 9 \\ \hline \end{array}$$

$$\begin{array}{r} 9 \\ + 9 \\ \hline \end{array}$$

$$\begin{array}{r} 6 \\ + 9 \\ \hline \end{array}$$

$$\begin{array}{r} 2 \\ + 9 \\ \hline \end{array}$$

$$\begin{array}{r} 8 \\ + 9 \\ \hline \end{array}$$

$$\begin{array}{r} 4 \\ + 9 \\ \hline \end{array}$$

$$\begin{array}{r} 0 \\ + 9 \\ \hline \end{array}$$

$$\begin{array}{r} 3 \\ + 9 \\ \hline \end{array}$$

$$\begin{array}{r} 9 \\ + 7 \\ \hline \end{array}$$

$$\begin{array}{r} 5 \\ + 9 \\ \hline \end{array}$$

$$\begin{array}{r} 1 \\ + 9 \\ \hline \end{array}$$

$$\begin{array}{r} 9 \\ + 6 \\ \hline \end{array}$$

$$\begin{array}{r} 9 \\ + 8 \\ \hline \end{array}$$

$$\begin{array}{r} 0 \\ + 9 \\ \hline \end{array}$$

$$\begin{array}{r} 9 \\ + 4 \\ \hline \end{array}$$


$$\begin{array}{r} 9 \\ + 9 \\ \hline \end{array}$$

$$\begin{array}{r} 2 \\ + 9 \\ \hline \end{array}$$


This page may not be reproduced without permission of Harcourt-Achieve Inc.

Ask someone at home to correct your paper.


Corrected by \_\_\_\_\_




lilac




lily-calla




peony




sunflower




tulip




lily




orchid



rose



sweet pea



twinflower



Name: \_\_\_\_\_

Date: \_\_\_\_\_

GRADE: \_\_\_\_\_

science

Label the steps of the plant life cycle.



Order the steps:

- A root grows down after the seed pops.
- An adult flower gives new seeds.
- Plant a seed in the soil and water it.
- A stem and 2 small leaves grow up.

Word bank

Seedling

Seed

Adult

Sprout

1. don was not doing \_\_\_\_\_ things.
  2. don said, "When I worked in the store, I would mope and \_\_\_\_\_."
  3. The man didn't think that don looked like a \_\_\_\_\_.
  4. don gave the bus a \_\_\_\_\_.  
sock      heave      kiss      cow
  5. Could don run fast? \_\_\_\_\_
  6. did the boys and girls like don or hate him? \_\_\_\_\_ him
  7. Was don happy or sad? \_\_\_\_\_
  8. did don start to mop or mope? \_\_\_\_\_
- 

Pam slid fast.

1. make a box around the word that tells who slid.
2. Circle the word that tells how Pam slid.
3. make a t under the word slid.

Spot wanted to buy a bone. The man in the store said, "give me a dime for this bone."

Spot said, "I don't know what time it is." The man said, "not the time. I said, 'give me a dime.'"

Spot said, "I can't hear you. Take this dime and give me that bone."

1. What did Spot want? \_\_\_\_\_
  2. Where did Spot go to get a bone? \_\_\_\_\_
  3. did Spot hear what the man said? \_\_\_\_\_
  4. The man said, "give me a dime."  
but what did Spot think the man said? "give me \_\_\_\_\_."
- 

look at the picture on page 9 of your reader.

1. Who is running into the school? \_\_\_\_\_
2. do the boys and girls look happy? \_\_\_\_\_
3. What is the tall girl holding? \_\_\_\_\_



Name \_\_\_\_\_

(Draw a 3-inch line segment for your name.)

**Guided Class Practice 108A**

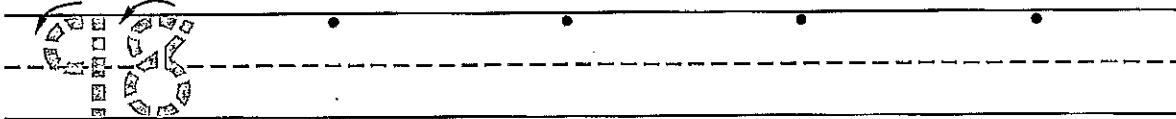
Saxon Math 1 (for use with Lesson 108)

Date \_\_\_\_\_

Day of the Week \_\_\_\_\_

Tally marks

1. Write the number ninety-eight 4 more times. How many digits are on the line? \_\_\_\_\_



2. Jeanne counted 26 pennies. She put them in groups of 10. Draw the pennies.



Sherrie gave her 10 more pennies. Draw the pennies Sherrie gave Jeanne. Write a number sentence to show how many pennies Jeanne has now.

Number sentence \_\_\_\_\_

How many pennies does Jeanne have now? \_\_\_\_\_ pennies

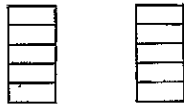
3. Circle the number cards you can put where the A is.



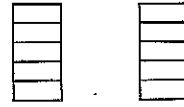
4. Shade the towers. Fill in the correct comparison symbol (>, <, or =).



3 ○ 3



1 ○ 4



5 ○ 3

5. Find the total on each receipt.

	dimes	pennies	
	2	4	¢
+	6	1	¢
<hr/>			
			¢

	dimes	pennies	
	1	3	¢
+	3	4	¢
<hr/>			
			¢

	dimes	pennies	
	4	5	¢
+	1	2	¢
<hr/>			
			¢

Name \_\_\_\_\_

1. Write a number that is between 46 and 52.

46  52

2. Laura counted 32 pennies. She put them in groups of 10. Draw the pennies.

Maureen gave her 10 more pennies. Draw the pennies Maureen gave Laura. Write a number sentence to show how many pennies Laura has now.

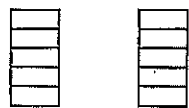
Number sentence \_\_\_\_\_

How many pennies does Laura have now? \_\_\_\_\_ pennies

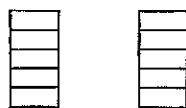
3. Circle the number cards you can put where the **B** is.

52	58	B	64	71	54	59	63	69
----	----	---	----	----	----	----	----	----

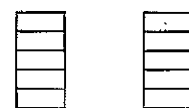
4. Shade the towers. Fill in the correct comparison symbol (>, <, or =).



4 ○ 4



2 ○ 3



4 ○ 2

5. Find the total on each receipt.

	dimes	pennies	
	2	2	¢
+	3	2	¢
<hr style="border: 0.5px solid black;"/>			
			¢

	dimes	pennies	
	6	5	¢
+	2	1	¢
<hr style="border: 0.5px solid black;"/>			
			¢

	dimes	pennies	
	7	4	¢
+	2	5	¢
<hr style="border: 0.5px solid black;"/>			
			¢

This page may not be reproduced without permission of Harcourt Achieve Inc.

Name \_\_\_\_\_

**Fact Homework 108B**

Saxon Math 1 (for use with Lesson 108)

Set 16: Adding 9; Review Addition Facts

$$\begin{array}{r} 9 \\ + 9 \\ \hline \end{array}$$

$$\begin{array}{r} 2 \\ + 9 \\ \hline \end{array}$$

$$\begin{array}{r} 5 \\ + 9 \\ \hline \end{array}$$

$$\begin{array}{r} 8 \\ + 9 \\ \hline \end{array}$$

$$\begin{array}{r} 0 \\ + 9 \\ \hline \end{array}$$

$$\begin{array}{r} 9 \\ + 3 \\ \hline \end{array}$$

$$\begin{array}{r} 9 \\ + 7 \\ \hline \end{array}$$

$$\begin{array}{r} 6 \\ + 9 \\ \hline \end{array}$$

$$\begin{array}{r} 9 \\ + 1 \\ \hline \end{array}$$

$$\begin{array}{r} 4 \\ + 9 \\ \hline \end{array}$$

$$\begin{array}{r} 1 \\ + 8 \\ \hline \end{array}$$

$$\begin{array}{r} 5 \\ + 4 \\ \hline \end{array}$$

$$\begin{array}{r} 7 \\ + 3 \\ \hline \end{array}$$

$$\begin{array}{r} 2 \\ + 4 \\ \hline \end{array}$$

$$\begin{array}{r} 6 \\ + 7 \\ \hline \end{array}$$

$$\begin{array}{r} 8 \\ + 8 \\ \hline \end{array}$$

$$\begin{array}{r} 4 \\ + 6 \\ \hline \end{array}$$

$$\begin{array}{r} 5 \\ + 0 \\ \hline \end{array}$$

$$\begin{array}{r} 8 \\ + 7 \\ \hline \end{array}$$

$$\begin{array}{r} 6 \\ + 2 \\ \hline \end{array}$$

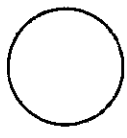


Ask someone at home to correct your paper.

Corrected by \_\_\_\_\_

Name \_\_\_\_\_

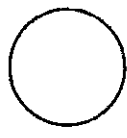


**Lesson Worksheet 108B**

*Saxon Math 1 (for use with Lesson 108)*



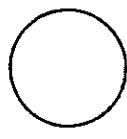


\_\_\_\_\_

\_\_\_\_\_



\_\_\_\_\_

\_\_\_\_\_



\_\_\_\_\_


\_\_\_\_\_

This page may not be reproduced without permission of Harcourt Achieve Inc.

# A Planting Poem


First you take a shovel and you dig, you dig.

**dig** dig \_\_\_\_\_




Then you take some seeds and you plop, you plop!

**plop** plop \_\_\_\_\_



Next you scoop the dirt and you pat it, you pat it.

**pat** pat \_\_\_\_\_



Now you find some water and you sprinkle, you sprinkle!


**sprinkle** sprinkle \_\_\_\_\_

After that the sun comes up and shines down, shines

**shines** shines \_\_\_\_\_

Soon the growing starts and flowers pop up, they pop

**pop** pop \_\_\_\_\_



Name \_\_\_\_\_

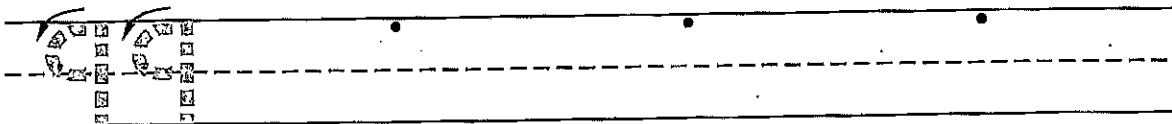
(Draw a 3-inch line segment for your name.)

Date \_\_\_\_\_

Day of the Week \_\_\_\_\_

Tally  
marks

1. Write the number ninety-nine 3 more times. How many digits are on the line? \_\_\_\_\_



2. Glenna had a half-dozen pencils. She gave two pencils to Nancy. What type of story is this?

some, some more

some, some went away

Draw a picture and write a number sentence to show what happened.

Number sentence \_\_\_\_\_

How many pencils does Glenna have now? \_\_\_\_\_ pencils

3. Point to the circle that is divided into thirds.

Color one third blue.

Point to the circle that is divided into halves.

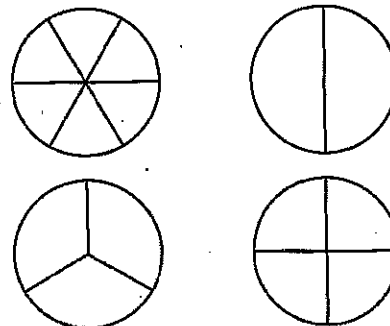
Color one half red.

Point to the circle that is divided into sixths.

Color one sixth green.

Point to the circle that is divided into fourths.

Color one fourth orange.



4. Mark has 6 😊 stickers. Show how he will share the stickers equally with his friend Renee.

Mark

Renee

5. Fill in the correct comparison symbol (>, <, or =).

3 ○ 9

8 ○ 2

25 ○ 25


Name \_\_\_\_\_

1. Finish these number patterns.

5, 10, 15, \_\_\_\_\_, \_\_\_\_\_, \_\_\_\_\_, \_\_\_\_\_

15, 13, 11, \_\_\_\_\_, \_\_\_\_\_, \_\_\_\_\_, \_\_\_\_\_

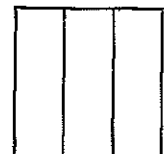
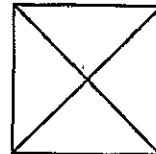
2. Carol had a half-dozen stuffed animals. She gave one stuffed animal to her younger brother. Draw a picture and write a number sentence to show what happened.



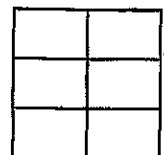
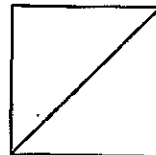
Number sentence \_\_\_\_\_

How many stuffed animals does Carol have now? \_\_\_\_\_ stuffed animals

3. Point to the square that is divided into thirds.  
Color one third blue.






Point to the square that is divided into halves.  
Color one half red.



Point to the square that is divided into sixths.  
Color one sixth green.

Point to the square that is divided into fourths.  
Color one fourth orange.

4. Jessica has 8  toy cars. Show how she will share the cars equally with her friend Joel.



5. Fill in the correct comparison symbol ( $>$ ,  $<$ , or  $=$ ).

4 ○ 8

36 ○ 36

10 ○ 3

Name \_\_\_\_\_

**Fact Homework 109B**

Saxon Math 1 (for use with Lesson 109)

Set 16: Adding 9; Review Addition Facts

$$\begin{array}{r} 9 \\ + 9 \\ \hline \end{array}$$

$$\begin{array}{r} 2 \\ + 9 \\ \hline \end{array}$$

$$\begin{array}{r} 9 \\ + 5 \\ \hline \end{array}$$

$$\begin{array}{r} 8 \\ + 9 \\ \hline \end{array}$$

$$\begin{array}{r} 0 \\ + 9 \\ \hline \end{array}$$

$$\begin{array}{r} 9 \\ + 3 \\ \hline \end{array}$$

$$\begin{array}{r} 6 \\ + 9 \\ \hline \end{array}$$

$$\begin{array}{r} 9 \\ + 1 \\ \hline \end{array}$$

$$\begin{array}{r} 9 \\ + 7 \\ \hline \end{array}$$

$$\begin{array}{r} 4 \\ + 9 \\ \hline \end{array}$$

$$\begin{array}{r} 6 \\ + 7 \\ \hline \end{array}$$

$$\begin{array}{r} 1 \\ + 8 \\ \hline \end{array}$$

$$\begin{array}{r} 6 \\ + 2 \\ \hline \end{array}$$

$$\begin{array}{r} 5 \\ + 4 \\ \hline \end{array}$$

$$\begin{array}{r} 7 \\ + 3 \\ \hline \end{array}$$

$$\begin{array}{r} 2 \\ + 4 \\ \hline \end{array}$$

$$\begin{array}{r} 4 \\ + 6 \\ \hline \end{array}$$

$$\begin{array}{r} 8 \\ + 8 \\ \hline \end{array}$$

$$\begin{array}{r} 5 \\ + 0 \\ \hline \end{array}$$

$$\begin{array}{r} 8 \\ + 7 \\ \hline \end{array}$$

This page may not be reproduced without permission of Harcourt Achieve Inc.

Ask someone at home to correct your paper.

Corrected by \_\_\_\_\_




Name \_\_\_\_\_

I can write 5 - star sentences.



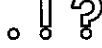
Capitalization




Finger spaces.




Punctuation



Sounded out words & used sight words



Words make sense



Baby animals are

\_\_\_\_\_

\_\_\_\_\_

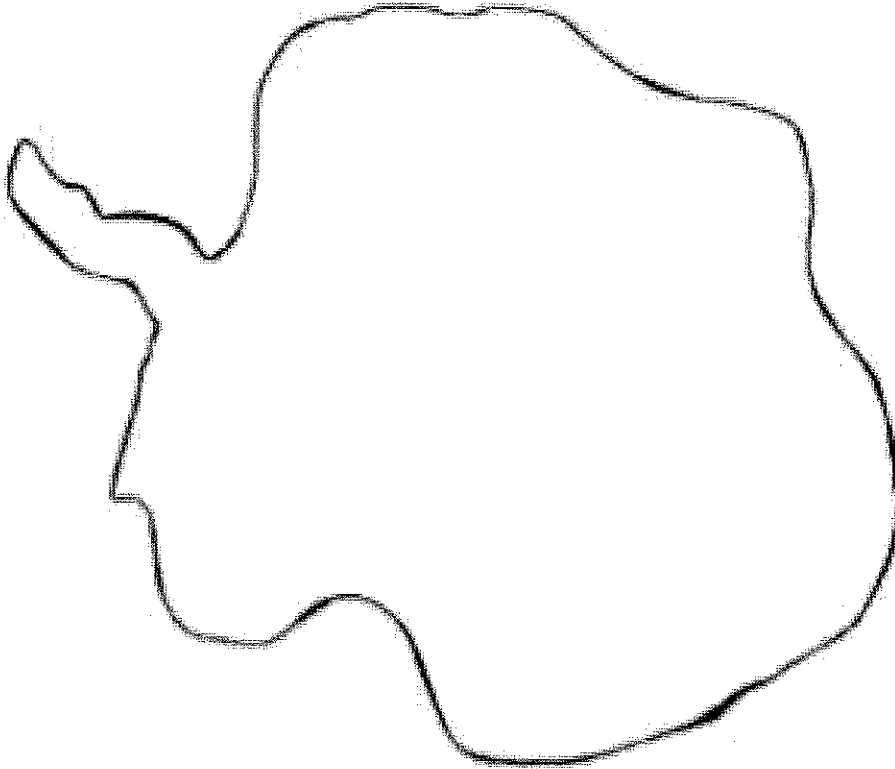
\_\_\_\_\_

\_\_\_\_\_

\_\_\_\_\_

Name \_\_\_\_\_

# This is Antarctica.



Antarctica is the continent located around the \_\_\_\_\_  
\_\_\_\_\_. It is the coldest and windiest continent. It is in the \_\_\_\_\_ Hemisphere.

© 2010 by Linda Ward Beech



Antarctica  
- South Pole  
- Southern Hemisphere

**Character Pillar: Courage Week 7**

**Directions: Above the boxes draw a picture of when you have shown courage.**

Copyright © 2008 by Pearson Education, Inc. All rights reserved.

Courage is  
standing up for  
yourself  
or someone  
else.

 Courage is  
being brave. 

Courage is  
facing difficult  
situations  
without fear.

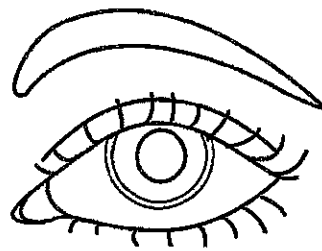
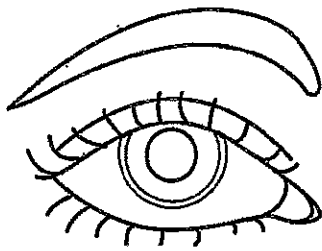


**BONUS**



We see with our eyes.

Color the eyes the same as yours. Then write your name beside the picture.

.....



Draw the missing eyes on these animals.






# Hearing

FACTS


We hear with our ears.

**BONUS**

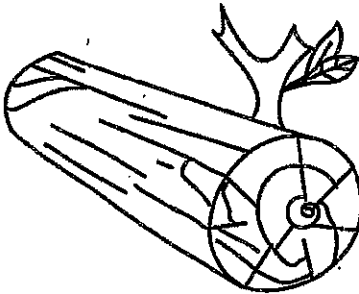
Circle the things you can hear with your ears.



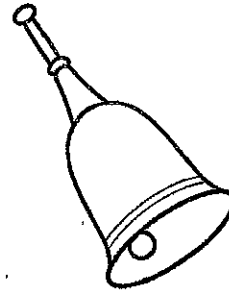
car




book




log



bell



cell phone



lamp



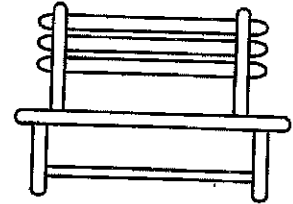

# Comparing Length

Circle the longest vine.

**BONUS**






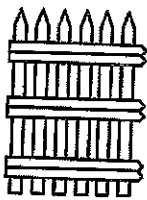
Circle the skinniest bench.



Circle the longest bush.



Circle the skinniest fence.

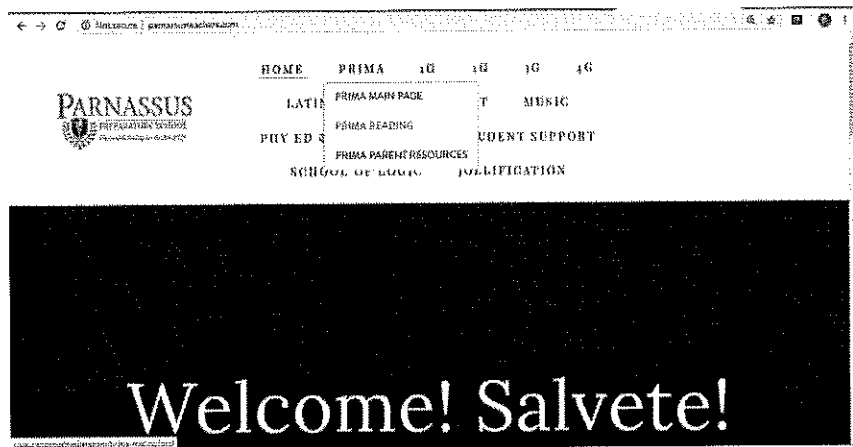


## Prima Resource Page: Helpful Links and Tips

### Reading

**Website:** [www.parnassusteachers.com](http://www.parnassusteachers.com)

**Password:** Pegasus (Capital P)



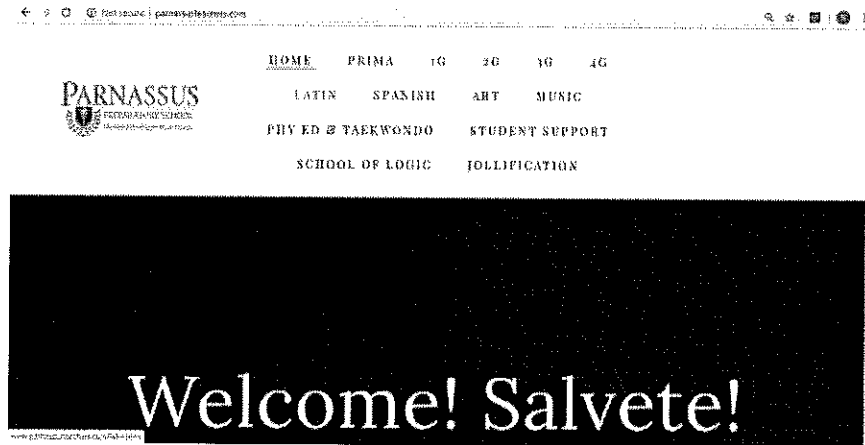
**What is on this site:** Here you will find helpful links to lesson videos taught by our very own Ms. Nelson. There are also audio clips of the stories being read by Ms. Herbst. We have put these videos together to ensure that scholars get instruction with their reading work. (For Ms. Nelson, Herbst, Igoe, Fabian, Steeber's reading scholars) Watching and participating with the corresponding reading lesson video on the reading website taught by Ms. Nelson. They can do this alone and do not need any materials. This ensures they receive the sound and words introduced for the worksheet and stories you are doing in the packets.

\*Ms. Batiste and Ms. Penn reading scholars. Please ignore what is in the Prima packet for reading. You will get your own separate reading packet each week. Thank you.

## Latin

**Website:** [parnassusteachers.com](http://parnassusteachers.com)

**Password:** Pegasus (Capital P)

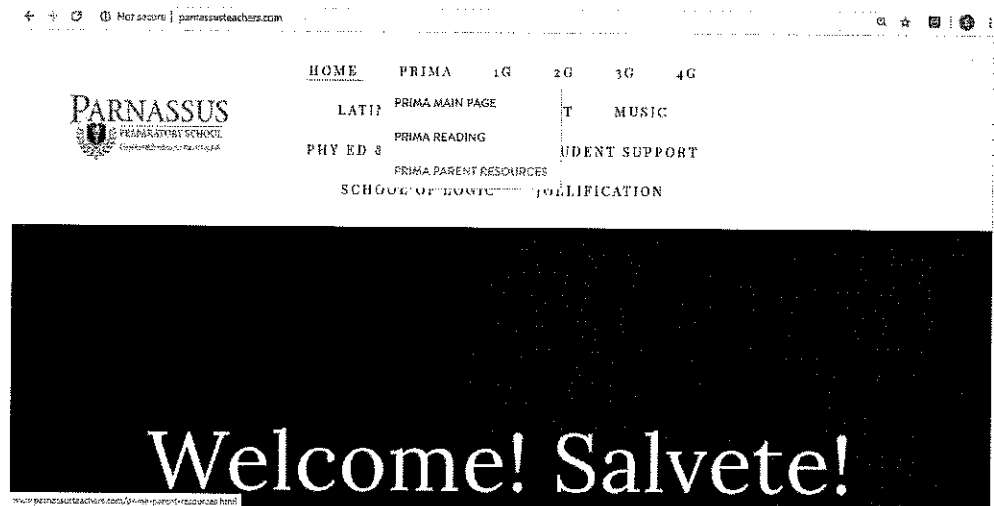


**What is on this site:** Here you will find helpful links to Latin vocabulary, Latin song lyrics, and Latin song audio! This is a great way to keep your scholar learning and growing in understanding of the Latin language.

## Parent Resource Page

**Website:** [parnassusteachers.com](http://parnassusteachers.com)

**Password:** Pegasus (Capital P)



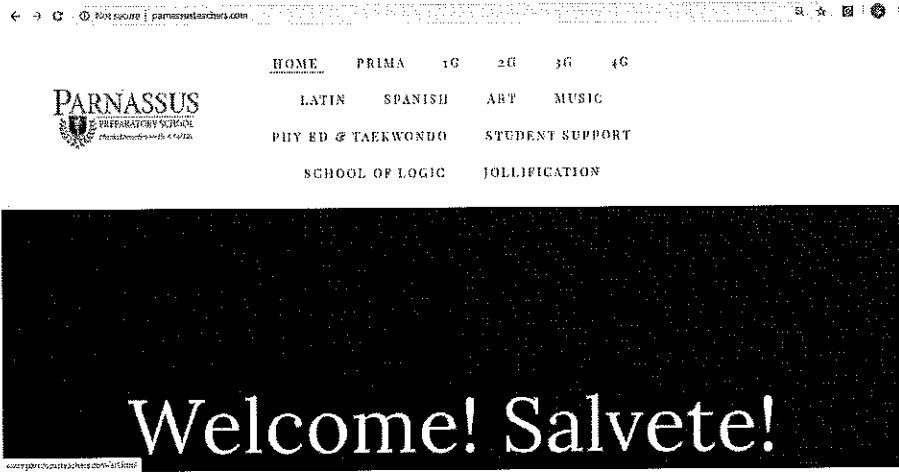
**What is on this site:** Here you will find helpful links to math, history, geography and science supplemental videos. You will also find audio clips of some of our recitations that you and your scholar can practice.



## Art Resource Page

Website: [parnassusteachers.com](http://parnassusteachers.com)

Password: Pegasus (Capital P)



**What is on this site:** Here you will find helpful links to the assigned art for your scholar. **Ms. Rose has recorded art videos** for each art lesson and uploaded them to the Parnassus teacher web page. These videos will help your child understand the lesson concepts and complete the project. Also note that instead of sending in the art project with the packet, you can keep the art project at home if you take a photo of it and send it directly to Ms. Rose's email: [rose@parnassusprep.com](mailto:rose@parnassusprep.com)

# Hundreds Chart

1	2	3	4	5	6	7	8	9	10
11	12	13	14	15	16	17	18	19	20
21	22	23	24	25	26	27	28	29	30
31	32	33	34	35	36	37	38	39	40
41	42	43	44	45	46	47	48	49	50
51	52	53	54	55	56	57	58	59	60
61	62	63	64	65	66	67	68	69	70
71	72	73	74	75	76	77	78	79	80
81	82	83	84	85	86	87	88	89	90
91	92	93	94	95	96	97	98	99	100



**1 2 3 4 5 6 7 8 9 10**

© CLASS PLAYGROUND



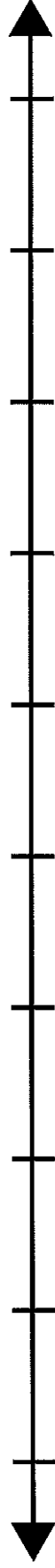
**11 12 13 14 15 16 17 18 19 20**

© CLASS PLAYGROUND



**21 22 23 24 25 26 27 28 29 30**

© CLASS PLAYGROUND



**31 32 33 34 35 36 37 38 39 40**

© CLASS PLAYGROUND



**41 42 43 44 45 46 47 48 49 50**

© CLASS PLAYGROUND

