


# Prima Distance Learning Packet



Scholar Name (first & last): \_\_\_\_\_

Parent/Guardian Signature: \_\_\_\_\_

Classroom Teacher: \_\_\_\_\_

## Week of May 26- 29, 2020

<b>Monday</b>	No School	No School	No School	No School
<b>Tuesday</b>  <b>Check box when completed</b> <input type="checkbox"/>	<b>Reading</b> *Reading Mastery 1 Storybook 2: Read Story 87 and complete worksheet 87 Reread story 87. (pg 1-2) <b>Math</b> *Fact Assessment 16 pg 3) *Lesson 110 Test Review (pg 4-5)	<b>Penmanship</b> "The Bird Lays.." Trace the words, and finish the sentence. Remember to use capital letters, finger spaces and a period at the end. Color the picture. (pg 6)	<b>Spanish</b> *Complete Spanish packet.  <b>Latin</b> *Complete Latin Packet	<b>Art</b> *Art Assignment: Discuss <i>Purple Robe and Anemones</i> by Henri Matisse; use pattern to color a picture (view video)
<b>Wednesday</b>  <b>Check box when completed</b> <input type="checkbox"/>	<b>Reading</b> *Reading Mastery 1 Storybook 2: Read Story 88 and complete worksheet 88 Reread story 88 (pg 7-8) <b>Math</b> *Written Assessment 21 *Performance Task 110B (pg 9-10)	<b>Penmanship</b> **"Rainbow" Trace the words, and finish the sentence. Remember to use capital letters, finger spaces and a period at the end. Color the picture. (pg 11)	<b>Science</b> **"Plant Parts" Write the parts of the plants on the lines. All words can be found in the word bank. Color the picture. Answer key included. (pg 12-13)	<b>P.E.</b> *Complete activities for Phy Ed
<b>Thursday</b>  <b>Check box when completed</b> <input type="checkbox"/>	<b>Reading</b> *Reading Mastery 1 Storybook 2: Read Story 89 and complete worksheet 89 Reread story 89 (pg 14-15) <b>Math</b> *Lesson 111- Guided Practice, Homework & Fact Homework (pg 16-18)	<b>Penmanship</b> "The Chick.." Trace the words, and finish the sentence. Remember to use capital letters, finger spaces and a period at the end. Color the picture. (pg 19)	<b>Spanish</b> *Complete Spanish packet.  <b>Latin</b> *Complete Latin Packet	<b>Music</b> *Complete music packet
<b>Friday</b>  <b>Check box when completed</b> <input type="checkbox"/>	<b>Reading</b> *Reading Mastery 1 Storybook 2: Read Story 90 and complete worksheet 90 Reread story 90 (pg 20-21) <b>Math:</b> *Lesson 112: Guided Practice, Homework & Fact Homework (pg 22-24)	<b>Penmanship</b> *Trace the letters then practice writing them on line 2 on your own in your best handwriting. Repeat on line 3 and 4. (pg 25)	<b>History</b> **"Asia" Fill in the blanks with the correct words about Asia. Color Asia red. Answer key on bottom of page. (In many Asian cultures, red symbolizes, joy, good luck, prosperity, and long life!) (pg 26)	<b>Character Pillar Reflection:</b> *Courage Character Pillar: Courage Week 8 Worksheet. (pg 27) <b>Bonus:</b> -Triangles: identify and match the triangles (pg 28)

\* is required assignment

1. When the boys and girls ran away, don sat and began to m\_\_\_\_\_.
  2. When he looked down, he saw that he did not have a cap or a c\_\_\_\_\_.
  3. Where did don go? back \_\_\_\_\_  
to the sky to the store to a hat home
  4. Was it dark inside the store? \_\_\_\_\_
  5. don sat near the m\_\_\_\_\_ and began to mope.
  6. did don begin to clean up the mess? \_\_\_\_\_
  7. Where did the sound come from? the \_\_\_\_\_  
sky trees store stairs
- 

That man on the stairs looks mad.

1. make a line under the word man.
2. make a box around the words that tell where the man is.
3. Circle the word that tells how the man looks.

One day the super bug took off his cape. a mean fly put on the cape. "now I am a super bug," the fly said.

The fly tried to bite the super bug. but the super bug said, "ho, ho. I don't need a cape to be a super bug."

The super bug took the cape from the fly. Then he gave the fly a super bite.

1. What did the super bug take off? \_\_\_\_\_
  2. Who put on the cape? \_\_\_\_\_
  3. did the super bug need the cape to be a super bug? \_\_\_\_\_
  4. What did the super bug give the fly? a super \_\_\_\_\_
- 

look at the picture on page 12 of your reader.

1. does don have a cape and a cap? \_\_\_\_\_
2. does don look sad? \_\_\_\_\_
3. how many tears do you see on don's cheeks? \_\_\_\_\_

Name \_\_\_\_\_

**Fact Assessment**

**16**

*Saxon Math 1 (for use with Lesson 110-1)*

Set 16: Adding 9; Review Addition Facts

$$\begin{array}{r} 1 \\ + 9 \\ \hline \end{array}$$

$$\begin{array}{r} 4 \\ + 9 \\ \hline \end{array}$$

$$\begin{array}{r} 9 \\ + 9 \\ \hline \end{array}$$

$$\begin{array}{r} 7 \\ + 9 \\ \hline \end{array}$$

$$\begin{array}{r} 3 \\ + 9 \\ \hline \end{array}$$

$$\begin{array}{r} 9 \\ + 8 \\ \hline \end{array}$$

$$\begin{array}{r} 6 \\ + 9 \\ \hline \end{array}$$

$$\begin{array}{r} 9 \\ + 2 \\ \hline \end{array}$$

$$\begin{array}{r} 9 \\ + 0 \\ \hline \end{array}$$

$$\begin{array}{r} 5 \\ + 9 \\ \hline \end{array}$$

$$\begin{array}{r} 7 \\ + 3 \\ \hline \end{array}$$

$$\begin{array}{r} 8 \\ + 8 \\ \hline \end{array}$$

$$\begin{array}{r} 5 \\ + 4 \\ \hline \end{array}$$

$$\begin{array}{r} 6 \\ + 2 \\ \hline \end{array}$$

$$\begin{array}{r} 5 \\ + 0 \\ \hline \end{array}$$

$$\begin{array}{r} 8 \\ + 7 \\ \hline \end{array}$$

$$\begin{array}{r} 4 \\ + 6 \\ \hline \end{array}$$

$$\begin{array}{r} 1 \\ + 8 \\ \hline \end{array}$$

$$\begin{array}{r} 6 \\ + 7 \\ \hline \end{array}$$

$$\begin{array}{r} 2 \\ + 4 \\ \hline \end{array}$$

Name .

In Class Test Practice

(Draw a line segment for your name.)

Date \_\_\_\_\_

Day of the week \_\_\_\_\_

Draw a four inch line



Draw a two inch line.



How much money is this? \_\_\_\_\_



How much money is this? \_\_\_\_\_



Fill in the missing numbers.

$$\begin{array}{r} 7 \\ + \square \\ \hline 10 \end{array}$$

$$\begin{array}{r} \square \\ + 1 \\ \hline 10 \end{array}$$

$$\begin{array}{r} \square \\ + 9 \\ \hline 10 \end{array}$$

$$\begin{array}{r} 2 \\ + \square \\ \hline 10 \end{array}$$

$$\begin{array}{r} 5 \\ + \square \\ \hline 10 \end{array}$$


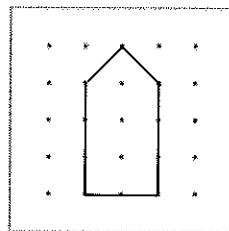

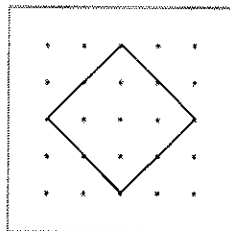

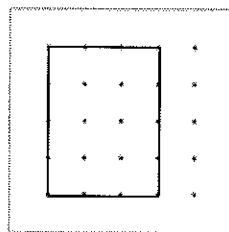

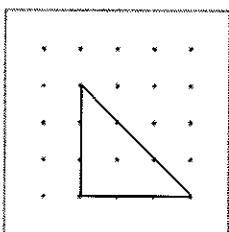
$$\begin{array}{r} 6 \\ + \square \\ \hline 10 \end{array}$$

Enzo had a dozen markers. He gave 3 markers to Jerrold. Draw a picture and write a number sentence to show how many markers Enzo has now.

Number sentence \_\_\_\_\_

How many markers does Enzo have now? \_\_\_\_\_ markers

Draw congruent shapes on the geoboards



# Name \_\_\_\_\_

I can write 5 - star sentences.



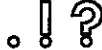
☐ Capitalization



☐ Finger spaces.




☐ Punctuation



☐ Sounded out words & used sight words



☐ Words make sense



The birds lay

1. Who said, "I will try to be good"? \_\_\_\_\_
  2. did don make up for all the bad things he did? \_\_\_\_\_
  3. did the woman give the dime back to don? \_\_\_\_\_
  4. What stopped in front of the school? a \_\_\_\_\_  
truck      trunk      tree      bus
  5. Who was in the truck? a little \_\_\_\_\_
  6. Who said, "You are too small for this job"? \_\_\_\_\_
  7. Why did the man have the job? \_\_\_\_\_  
his mother was sick.      his baby was small.  
his baby was sick.
- 

The dog in this box sounds sad.

1. Circle the word that tells how the dog sounds.
2. make an a under the word this.
3. make a line over the words that tell where the dog is.



Ten men went out hunting for bugs. each man had a bug bag. One man filled his bag with ants. One man filled his bag with bees. One man filled his bag with a super bug.

The super bug jumped out of the bag. he let all the other bugs go. Then he put the men in the bug bags.

1. how many men went hunting? \_\_\_\_\_
  2. What were they hunting for? \_\_\_\_\_
  3. Where did they put their bugs? \_\_\_\_\_
  4. Who did the super bug put in the bags? \_\_\_\_\_
- 

look at the picture on page 15 of your reader.

1. Who is bigger, don or the man? \_\_\_\_\_
2. how many bags do you see? \_\_\_\_\_
3. does the man look tired? \_\_\_\_\_

Name \_\_\_\_\_

(Draw a line segment for your name.)

**Written Assessment 21**

*Saxon Math 1 (for use with Lesson 110-2)*

Date \_\_\_\_\_

Day of the Week \_\_\_\_\_


1. Mrs. Proto bought a dozen eggs. She used three eggs to make a cake for her class. Draw a picture and write a number sentence to show how many eggs she has left.

Number sentence \_\_\_\_\_

How many eggs does she have left? \_\_\_\_\_ eggs

2. Draw a 4-inch line segment.

3. How much money is this? \_\_\_\_\_



4. Fill in the missing numbers.

$$\begin{array}{r} 6 \\ + \square \\ \hline 10 \end{array}$$


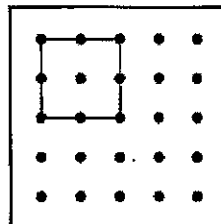

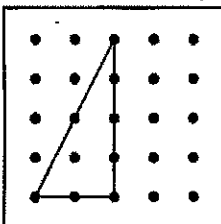
$$\begin{array}{r} \square \\ + 2 \\ \hline 10 \end{array}$$

$$\begin{array}{r} \square \\ + 7 \\ \hline 10 \end{array}$$

$$\begin{array}{r} 1 \\ + \square \\ \hline 10 \end{array}$$

$$\begin{array}{r} 5 \\ + \square \\ \hline 10 \end{array}$$

5. Draw congruent shapes on the geoboards.




Name \_\_\_\_\_

**Performance Task Worksheet 110B**

*Saxon Math 1 (for use with Lesson 110-2)*

Understand	Plan	Solve	Check
------------	------	-------	-------

Mrs. Caballero has twenty pennies. Each child will get five pennies. Show how many children will get pennies.



How many children will get pennies? \_\_\_\_\_

Child's explanation of how he/she solved the problem: \_\_\_\_\_

\_\_\_\_\_  
\_\_\_\_\_

Name \_\_\_\_\_

I can write 5 - star sentences.



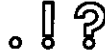
☐ Capitalization



☐ Finger spaces.



☐ Punctuation



☐ Sounded out words & used sight words



☐ Words make sense

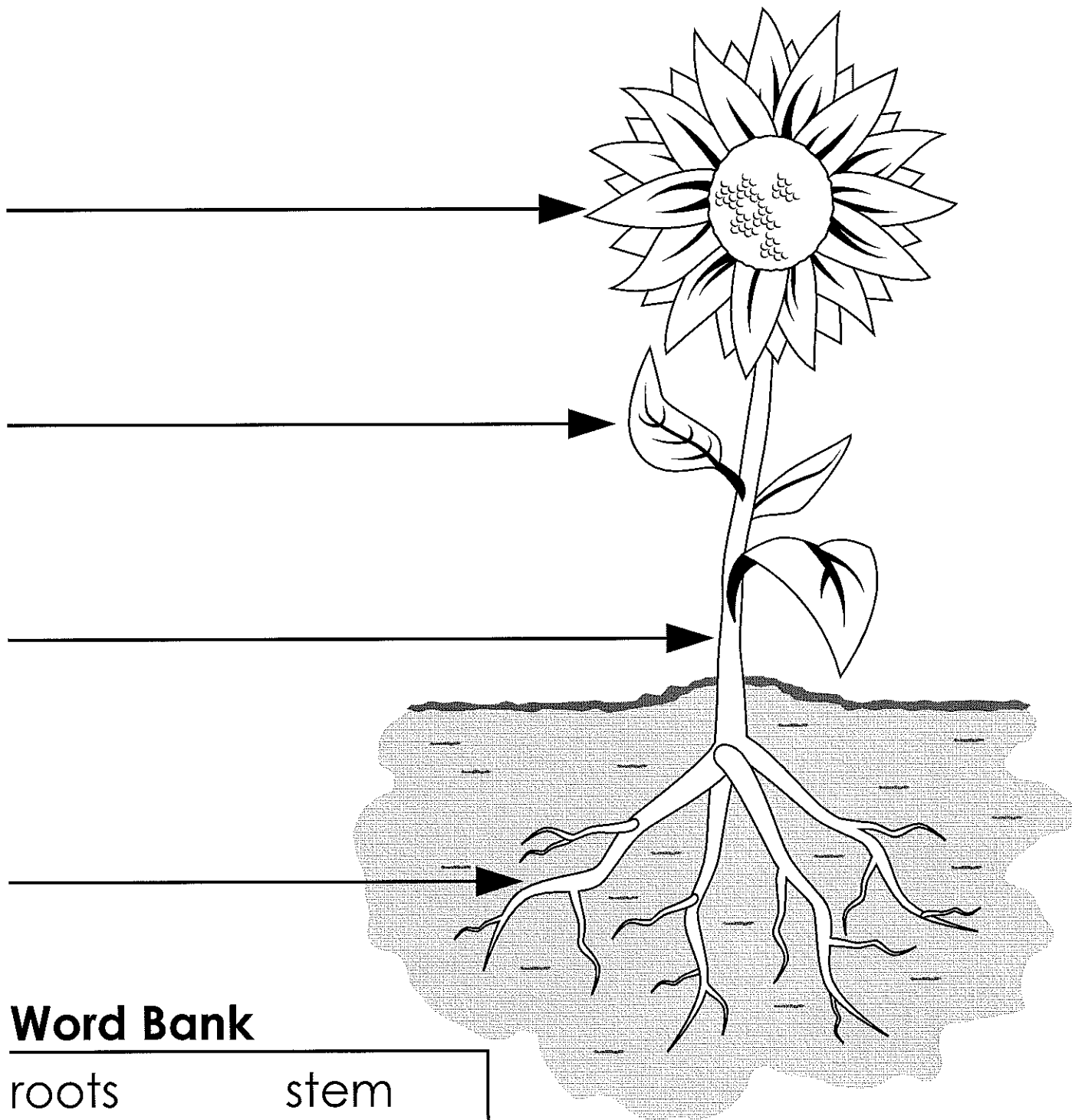


We see a

Name: \_\_\_\_\_

## Parts of a Plant

Write the parts of the plant on the lines.



### Word Bank

roots

stem

leaf

flower

# ANSWER KEY

## Parts of a Plant

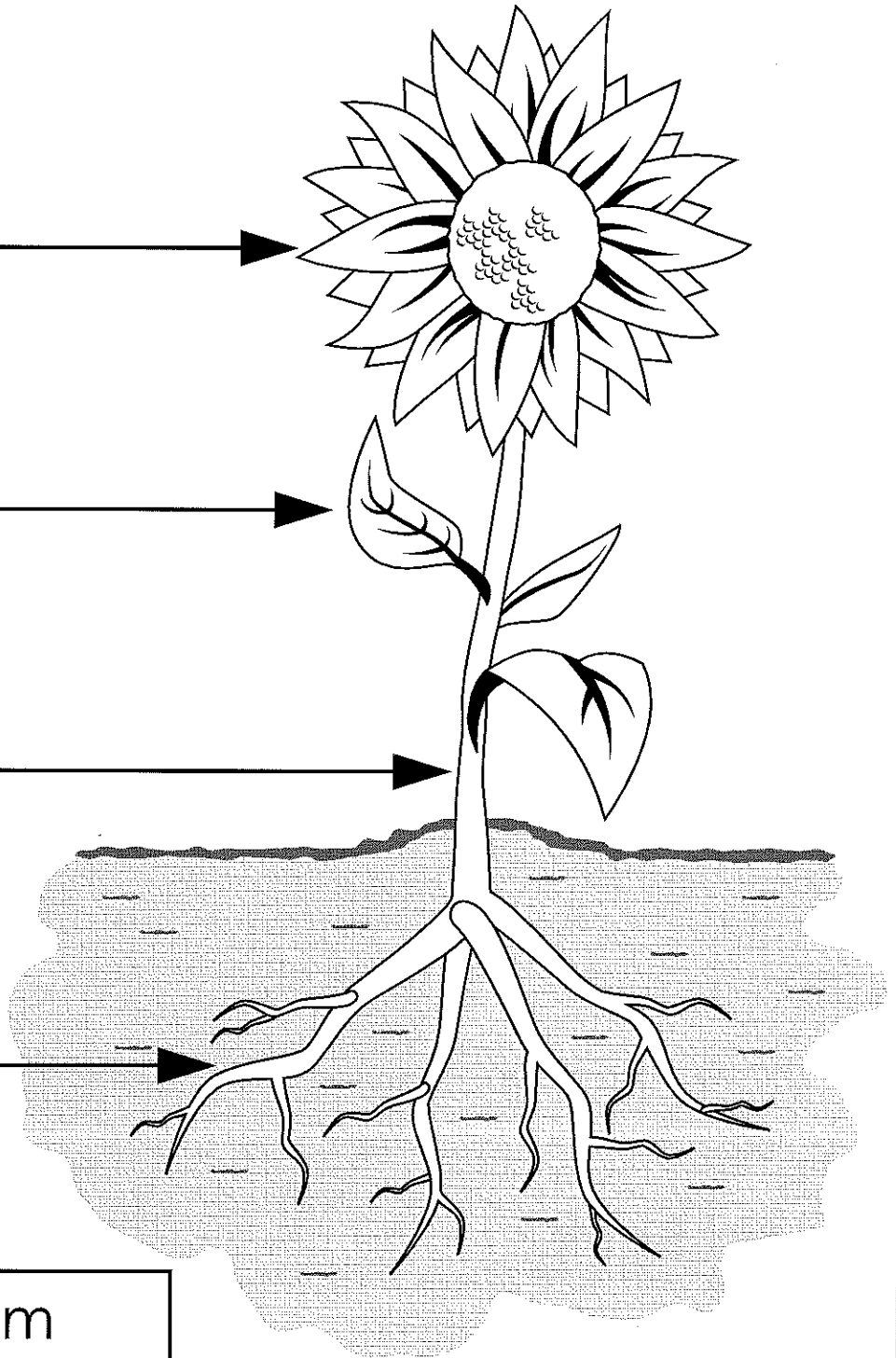
Write the parts of the plant on the lines.

flower

leaf

stem

roots



### Word Bank

roots

stem

leaf

flower

1. Who helped the little man? \_\_\_\_\_
  2. Where did don go after he left the little man? to the \_\_\_\_\_
  3. What did the woman in the cap and cape hand don? a \_\_\_\_\_
  4. When don tapped the dime, he saw that he had a c \_\_\_\_\_  
and a c \_\_\_\_\_ .
  5. don said, "I must do something g \_\_\_\_\_ ."
  6. did don keep the dime? \_\_\_\_\_
  7. Who has the dime now? \_\_\_\_\_
  8. Is the little man happy? \_\_\_\_\_
  9. Is don happy? \_\_\_\_\_
- 

The rain feels cold on her nose.

1. make a box around the word her.
2. make a line under the word that tells how the rain feels.
3. make a line under the words that tell where the rain is.

an elephant wanted to fly like a bird. he said,  
"I will do all the things a bird does. Then I will  
be able to fly like a bird."

he began to go "tweet, tweet" like a bird. Then  
he made a nest like a bird. Then he tried to fly  
like a bird.

but he fell on his seat. he said, "I think I will  
be an elephant."

1. Who wanted to fly like a bird? \_\_\_\_\_
  2. What did he say to sound like a bird? \_\_\_\_\_
  3. What did he make? \_\_\_\_\_
  4. did he fly? \_\_\_\_\_
  5. What did he want to be  
after he tried to fly? \_\_\_\_\_
- 

look at the picture on page 18 of your reader.

1. Is don running or flying? \_\_\_\_\_
2. Who is sitting in the truck? \_\_\_\_\_
3. don has a c\_\_\_\_\_ and a c\_\_\_\_\_.



Name \_\_\_\_\_

(Draw a 2-inch line segment for your name.)

**Guided Class Practice 111A**

*Saxon Math 1 (for use with Lesson 111)*

Date \_\_\_\_\_

Day of the Week \_\_\_\_\_

Tally  
marks

1. Write the number one hundred on the place value chart.

Hundreds	Tens	Ones

Circle the digit that tells the number of 10's.

2. Sammy and his brother made a dozen cupcakes.


Draw the cupcakes.

They put green frosting on a half dozen.

Use a green crayon to show that.

How many cupcakes

have green frosting? \_\_\_\_\_ cupcakes



3. Harry and his brother and sister will share the cupcakes with the green frosting.


How many children

will share the cupcakes? \_\_\_\_\_ children


Draw a plate for each child.

Show how the children will share

the cupcakes with the green frosting.



4. Color the penny brown. How much money is this? \_\_\_\_\_



5. Find the answers.

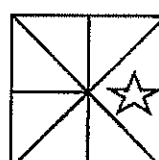
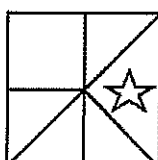
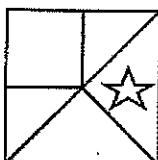
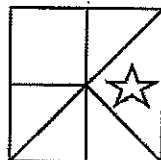
$$\begin{array}{r}
 \square \\
 + 8 \\
 \hline
 10
 \end{array}
 \quad
 \begin{array}{r}
 3 \\
 + \square \\
 \hline
 10
 \end{array}
 \quad
 \begin{array}{r}
 \square \\
 + 4 \\
 \hline
 10
 \end{array}
 \quad
 \begin{array}{r}
 5 \\
 + \square \\
 \hline
 10
 \end{array}
 \quad
 \begin{array}{r}
 10 \\
 - 3 \\
 \hline
 \end{array}
 \quad
 \begin{array}{r}
 10 \\
 - 1 \\
 \hline
 \end{array}
 \quad
 \begin{array}{r}
 10 \\
 - 6 \\
 \hline
 \end{array}
 \quad
 \begin{array}{r}
 10 \\
 - 2 \\
 \hline
 \end{array}$$

Name \_\_\_\_\_

**Homework 111B**

Saxon Math 1 (for use with Lesson 111)

1. Circle the two designs that are exactly the same.




2. Vickie and her sister boiled a dozen eggs to make hard-boiled eggs.

Draw the eggs.

They dyed a half dozen red.

Use a red crayon to show that.

How many eggs are red? \_\_\_\_\_ eggs




3. Vickie and her sister will share the red eggs.

How many children


will share the red eggs? \_\_\_\_\_ children

Draw a plate for each child.

Show how the children will share the red eggs.



4. Color the penny brown. How much money is this? \_\_\_\_\_



5. Find the answers.

$$\begin{array}{r} 2 \\ + \square \\ \hline 10 \end{array} \quad \begin{array}{r} \square \\ + 7 \\ \hline 10 \end{array} \quad \begin{array}{r} 6 \\ + \square \\ \hline 10 \end{array} \quad \begin{array}{r} \square \\ + 5 \\ \hline 10 \end{array} \quad \begin{array}{r} 10 \\ - 9 \\ \hline \end{array} \quad \begin{array}{r} 10 \\ - 7 \\ \hline \end{array} \quad \begin{array}{r} 10 \\ - 4 \\ \hline \end{array} \quad \begin{array}{r} 10 \\ - 8 \\ \hline \end{array}$$

Parent: Ask your child to find a gallon, liter, and quart container at home. If possible, allow them to count the number of cups of water needed to fill each container.

Name \_\_\_\_\_

**Fact Homework 111**

*Saxon Math 1 (for use with Lesson 111)*

Set 16: Adding 9; Review Addition Facts

$$\begin{array}{r} 3 \\ + 9 \\ \hline \end{array}$$

$$\begin{array}{r} 8 \\ + 9 \\ \hline \end{array}$$

$$\begin{array}{r} 0 \\ + 9 \\ \hline \end{array}$$

$$\begin{array}{r} 6 \\ + 9 \\ \hline \end{array}$$

$$\begin{array}{r} 9 \\ + 9 \\ \hline \end{array}$$

$$\begin{array}{r} 5 \\ + 9 \\ \hline \end{array}$$

$$\begin{array}{r} 9 \\ + 2 \\ \hline \end{array}$$

$$\begin{array}{r} 9 \\ + 4 \\ \hline \end{array}$$

$$\begin{array}{r} 7 \\ + 9 \\ \hline \end{array}$$

$$\begin{array}{r} 9 \\ + 1 \\ \hline \end{array}$$

$$\begin{array}{r} 6 \\ + 2 \\ \hline \end{array}$$

$$\begin{array}{r} 5 \\ + 0 \\ \hline \end{array}$$

$$\begin{array}{r} 8 \\ + 7 \\ \hline \end{array}$$

$$\begin{array}{r} 7 \\ + 3 \\ \hline \end{array}$$

$$\begin{array}{r} 5 \\ + 4 \\ \hline \end{array}$$

$$\begin{array}{r} 1 \\ + 8 \\ \hline \end{array}$$

$$\begin{array}{r} 6 \\ + 7 \\ \hline \end{array}$$

$$\begin{array}{r} 8 \\ + 8 \\ \hline \end{array}$$

$$\begin{array}{r} 4 \\ + 6 \\ \hline \end{array}$$

$$\begin{array}{r} 2 \\ + 4 \\ \hline \end{array}$$

Ask someone at home to correct your paper.

Corrected by \_\_\_\_\_

# Name \_\_\_\_\_

I can write 5 - star sentences.



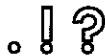
☐ Capitalization



☐ Finger spaces.



☐ Punctuation



☐ Sounded out words & used sight words



☐ Words make sense



A chick

1. Who had a bad leg? \_\_\_\_\_  
the bum      Sid      the boss      nobody
  2. Where did the boss keep her cane? in a \_\_\_\_\_  
car      can      cane      lake
  3. What did Sid try to read? \_\_\_\_\_  
nots      notes      pans      panes
  4. One note said, "Send ten p\_\_\_\_\_ trees."
  5. did Sid do that? \_\_\_\_\_
  6. Sid made ten p\_\_\_\_\_ trees.
  7. One note said, "fix the window p\_\_\_\_\_."
  8. but Sid made a window p\_\_\_\_\_.
  9. Was Sid doing a fine job? \_\_\_\_\_
- 

The deer on the hill felt happy.

1. make a line over the words that tell where the deer is.
2. Circle the word that tells how the deer felt.
3. Make an o under the word hill.

The dog hid near the bed. The old man said,  
"I see you there, there, there. You can't give me a  
scare, scare, scare."

The dog had a mean mask. he jumped at the  
man. The man ran from the house.

The dog said, "Yes, I can, can, can scare that  
man, man, man."

1. Who hid near the bed? \_\_\_\_\_
  2. What did the dog have? \_\_\_\_\_
  3. did the dog scare the man? \_\_\_\_\_
  4. The dog said, "Yes, I can, can, can scare that m \_\_\_\_\_ ,  
m \_\_\_\_\_ , m \_\_\_\_\_ ."
- 

look at the picture on page 21 of your reader.

1. The note says, "Send ten \_\_\_\_\_ ."
2. how many pin trees do you see? \_\_\_\_\_
3. What is Sid holding? \_\_\_\_\_

Name \_\_\_\_\_

(Draw a 2-inch line segment for your name.)

**Guided Class Practice 112A**

Saxon Math 1 (for use with Lesson 112)

Date \_\_\_\_\_

Day of the Week \_\_\_\_\_

Tally  
marks

1. Write the number one hundred one on the place value chart.

Hundreds	Tens	Ones

Circle the digit that tells the number of 100's.

2. Evie read 21 pages of her book on Monday. On Tuesday she read 10 more pages. What kind of story is this?

some, some more

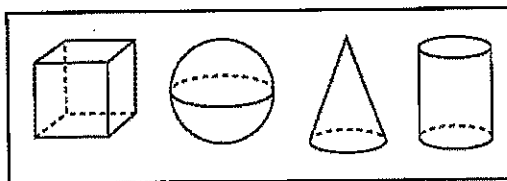
some, some went away

Write a number sentence to find how many pages she read altogether.

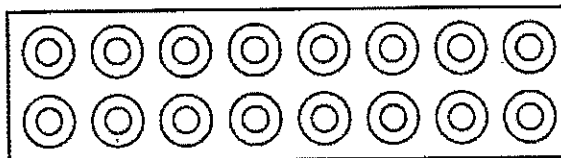
Number sentence \_\_\_\_\_

How many pages did she read altogether? \_\_\_\_\_ pages

3. Color the cone blue.  
Color the sphere red.



4. Circle a dozen doughnuts.  
Color a half dozen brown to show that they are chocolate.



5. Use the classroom calendar to answer these questions.

What was the date of the first Tuesday of this month? \_\_\_\_\_

What was yesterday's date? \_\_\_\_\_

What day of the week will it be tomorrow? \_\_\_\_\_

6. Find the answers.

$59 + 10 = \underline{\hspace{2cm}}$

$74 + 10 = \underline{\hspace{2cm}}$

$16 + 10 = \underline{\hspace{2cm}}$

7. Fill in the correct comparison symbol ( $>$ ,  $<$ , or  $=$ ).

$12 \bigcirc 2$

$24 \bigcirc 25$

$9 \bigcirc 9$

Name \_\_\_\_\_

**Homework 112B**

Saxon Math 1 (for use with Lesson 112)

1. Write the numbers that are one less and one more than each number.

\_\_\_\_\_, 19, \_\_\_\_\_

\_\_\_\_\_, 40, \_\_\_\_\_

2. Curtis read 36 pages of his book on Saturday. On Sunday he read 10 more pages. What kind of story is this?

some, some more

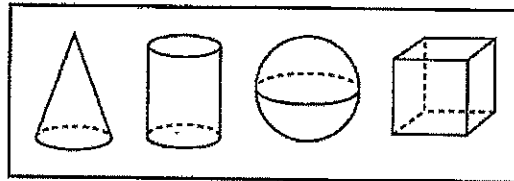
some, some went away

Write a number sentence to find how many pages he read altogether.

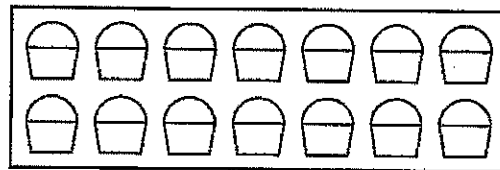
Number sentence \_\_\_\_\_

How many pages did he read altogether? \_\_\_\_\_ pages

3. Color the cone blue.  
Color the sphere red.



4. Circle a dozen cupcakes.  
Color a half dozen brown to show that they are chocolate.



5. What will be the date tomorrow? \_\_\_\_\_

6. Find the answers.

$62 + 10 = \underline{\hspace{2cm}}$

$36 + 10 = \underline{\hspace{2cm}}$

$11 + 10 = \underline{\hspace{2cm}}$

7. Fill in the correct comparison symbol ( $>$ ,  $<$ , or  $=$ ).

$7 \bigcirc 7$

$2 \bigcirc 11$

$45 \bigcirc 41$



Name \_\_\_\_\_

**Class Fact Practice 112A**

*Saxon Math 1 (for use with Lesson 112)*

Set 17:  $3 + 5$ ,  $3 + 6$ ,  $4 + 7$ , and  $5 + 7$ ; Review Addition Facts

$$\begin{array}{r} 4 \\ + 7 \\ \hline \end{array}$$

$$\begin{array}{r} 3 \\ + 5 \\ \hline \end{array}$$

$$\begin{array}{r} 7 \\ + 5 \\ \hline \end{array}$$

$$\begin{array}{r} 6 \\ + 3 \\ \hline \end{array}$$

$$\begin{array}{r} 2 \\ + 8 \\ \hline \end{array}$$

$$\begin{array}{r} 5 \\ + 7 \\ \hline \end{array}$$

$$\begin{array}{r} 3 \\ + 6 \\ \hline \end{array}$$

$$\begin{array}{r} 7 \\ + 8 \\ \hline \end{array}$$

$$\begin{array}{r} 5 \\ + 3 \\ \hline \end{array}$$

$$\begin{array}{r} 7 \\ + 4 \\ \hline \end{array}$$

$$\begin{array}{r} 6 \\ + 3 \\ \hline \end{array}$$

$$\begin{array}{r} 7 \\ + 6 \\ \hline \end{array}$$

$$\begin{array}{r} 4 \\ + 7 \\ \hline \end{array}$$

$$\begin{array}{r} 7 \\ + 5 \\ \hline \end{array}$$

$$\begin{array}{r} 3 \\ + 5 \\ \hline \end{array}$$

$$\begin{array}{r} 7 \\ + 4 \\ \hline \end{array}$$

$$\begin{array}{r} 5 \\ + 3 \\ \hline \end{array}$$

$$\begin{array}{r} 5 \\ + 7 \\ \hline \end{array}$$

$$\begin{array}{r} 3 \\ + 6 \\ \hline \end{array}$$

$$\begin{array}{r} 5 \\ + 2 \\ \hline \end{array}$$

Look—Say


$$\begin{array}{r} 5 \\ + 3 \\ \hline 8 \\ 6 \\ + 3 \\ \hline 9 \end{array}$$

Write—Say (3 times)

_____	_____	_____
_____	_____	_____

Cover—Write—Check

_____
_____



Name \_\_\_\_\_



Trace

Aa Bb Cc Dd Ee Ff Gg Hh Ii

Write

Trace

Jj Kk Ll Mm Nn Oo Pp Qq Rr

Write

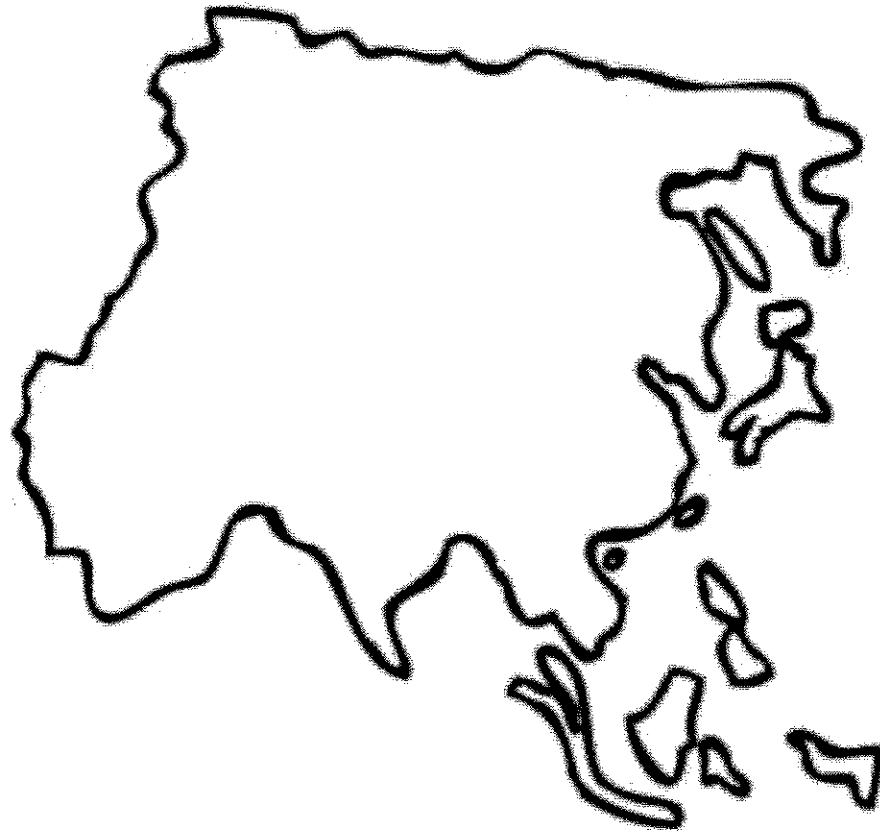
Trace

Ss Tt Uu Vv Ww Xx Yy Zz

Write

Name \_\_\_\_\_

**This is Asia.**



Asia is the \_\_\_\_\_ continent.

There are \_\_\_\_\_ countries in Asia.

It is in the \_\_\_\_\_ Hemisphere.

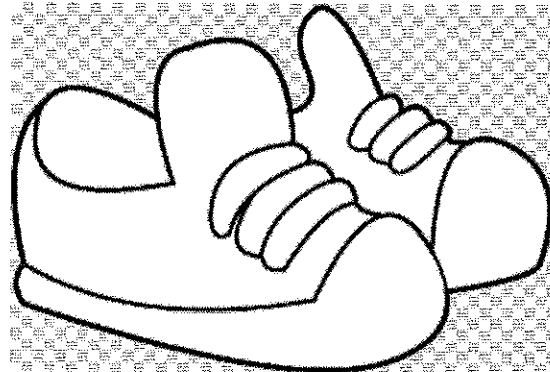


© 1999 by Edmentum

Asia  
- largest  
- 48 countries (Russia & Turkey are counted in this total)  
- Northern Hemisphere

**Character Pillar: Week 8**

**Courage: being brave when you may be in a situation that is difficult or may seem scary. You demonstrate courage by facing these difficult situations by completing the task and getting through the situation you are facing.**

**Directions: Please circle the pictures that show someone using courage to help themselves or someone else.**







# Triangles

BONUS

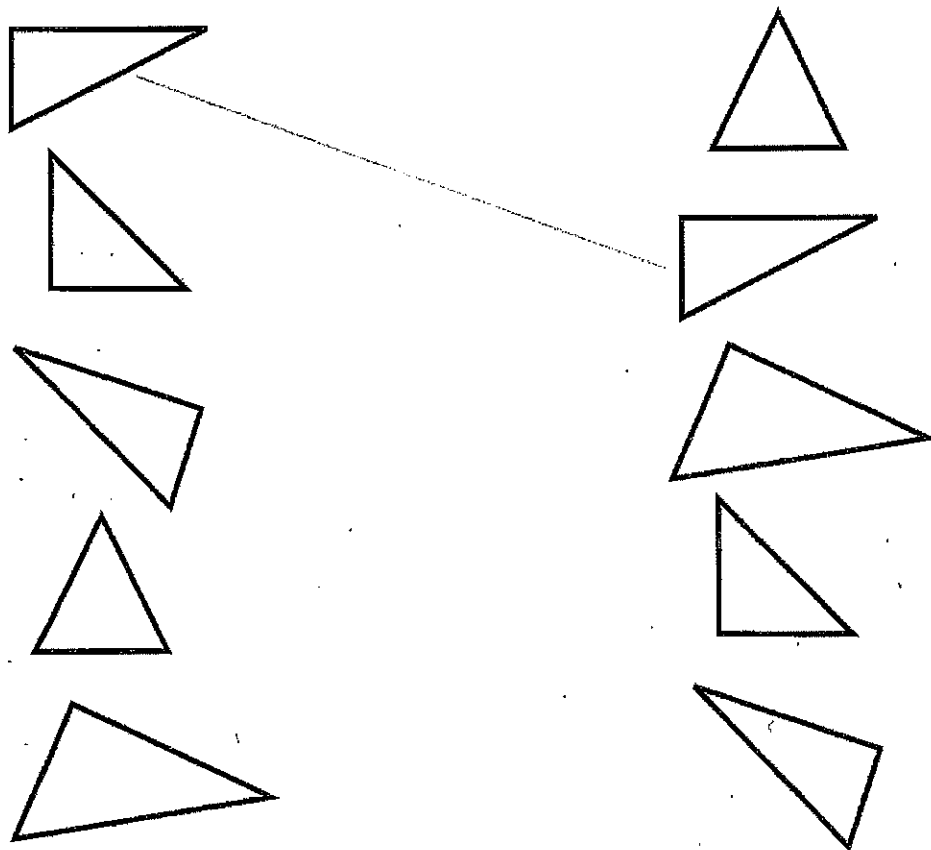
FACTS

Triangles have three straight sides and three corners. 

Circle the triangles.

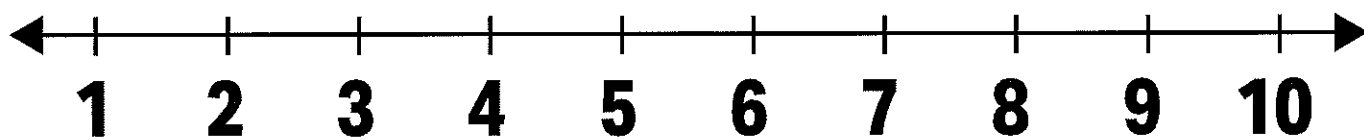


Connect the triangles that are exactly the same.

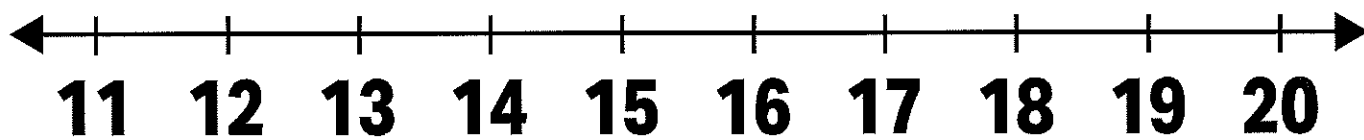


# Hundreds Chart

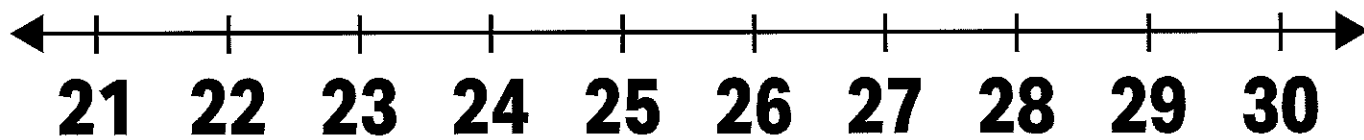
1	2	3	4	5	6	7	8	9	10
11	12	13	14	15	16	17	18	19	20
21	22	23	24	25	26	27	28	29	30
31	32	33	34	35	36	37	38	39	40
41	42	43	44	45	46	47	48	49	50
51	52	53	54	55	56	57	58	59	60
61	62	63	64	65	66	67	68	69	70
71	72	73	74	75	76	77	78	79	80
81	82	83	84	85	86	87	88	89	90
91	92	93	94	95	96	97	98	99	100



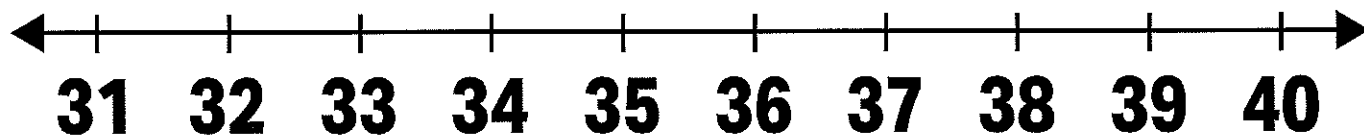
© CLASS PLAYGROUND



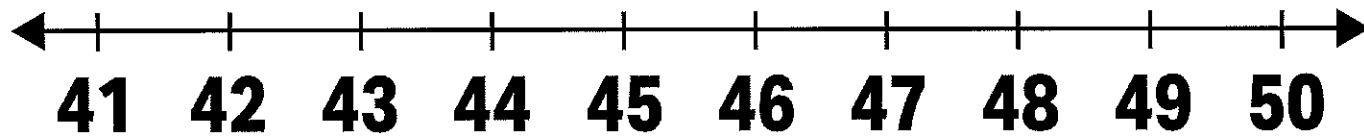
© CLASS PLAYGROUND



© CLASS PLAYGROUND



© CLASS PLAYGROUND



© CLASS PLAYGROUND

