

11201 96th Avenue North
Maple Grove, MN 55369
Phone: 763.496.1416
Fax: 763.898.3977
www.parnassusprep.com
Instagram @parnassusprep

School of Grammar E-Learning Days

This year, we may utilize “e-learning days” for times when there would otherwise be a school closure due to closing. In the School of Grammar, this will be printed work that students will be expected to complete while school is closed for the e-learning day. Teachers will be available via email from 10:00-11:30am and 12:30-3:00pm for questions during these days. It is important to keep this in a safe place, that your child can access if needed. The completed work should be turned in to their teacher on the next school day. If you have questions, please reach out to your child’s homeroom teacher first, thank you.

Your child’s homeroom teacher will send an email by 8am, sharing with you and directing your child on which “e-learning day” they should be working on. E-learning materials will be posted in Infinite Campus in case the materials have been misplaced. Some items will be required, and others will be optional. Teachers will be specific on what is required and optional. If you have any questions, please reach out to your child’s teacher.

Sincerely,
Principal Omberg & Ms. Steeber

E-Learning Prima Packet

Quarter 1 and 2

Name: _____


Day 1	Day 2	Day 3
Required: Math Review Reading Review	Required: Math Review Reading Review	Required: Math Review Reading Review
Optional: Science- 5 Senses (Write and Match) Language Arts- Penmanship Practice (King Sentence) Geography- Maps and Globes	Optional: History- Community Helpers (Dentist) Language Arts- Penmanship Practice (Max and Jack) Music- Whole Note Worksheet	Optional: Science- Healthy Bodies (We Love to Exercise) Language Arts- Penmanship Practice (Polar Bear Sentence) Spanish- Review Sheet Art- Flamingo Drawing

Day 1

Reading Review

Name: _____

Reread your story from last night. Write one sentence about your story and draw what happened in the story.



Name _____

Inclement Weather Day 1

Date: _____

1. Kofi counted 4 date tags on the calendar. He put one more date tag on the calendar. Draw a picture and write a number sentence to show how many date tags are on the calendar now.

Number sentence _____

How many date tags are on the calendar now? _____ date tags

2. Leyan counted 9 date tags on the calendar. She put one more date tag on the calendar. Draw a picture and write a number sentence to show how many date tags are on the calendar now.

Number sentence _____

How many date tags are on the calendar now? _____ date tags

3. Luna counted 8 date tags on the calendar. She took one date tag off the calendar. Draw a picture and write a number sentence to show how many date tags are on the calendar now.

Number sentence _____

How many date tags are on the calendar now? _____ date tags

4. Write the numbers that are between 14 and 21.

14, _____, _____, _____, _____, _____, _____, 21

Name _____

Inclement Weather Day 1

Date: _____

5. Count by 10's. Fill in the missing numbers.

10, 20, _____, _____, _____, 60, _____, _____, _____, _____

5.

How many dimes do you see? _____ dimes

How much money is this? _____



6.

How many dimes do you see? _____ dimes

How much money is this? _____



7. Write the answers.

$\begin{array}{r} 4 \\ +1 \\ \hline \end{array}$	$\begin{array}{r} 3 \\ +0 \\ \hline \end{array}$	$\begin{array}{r} 5 \\ -1 \\ \hline \end{array}$	$\begin{array}{r} 9 \\ +9 \\ \hline \end{array}$	$\begin{array}{r} 7 \\ +7 \\ \hline \end{array}$	$\begin{array}{r} 4 \\ +0 \\ \hline \end{array}$	$\begin{array}{r} 9 \\ -1 \\ \hline \end{array}$
--------------------------------------------------	--------------------------------------------------	--------------------------------------------------	--------------------------------------------------	--------------------------------------------------	--------------------------------------------------	--------------------------------------------------

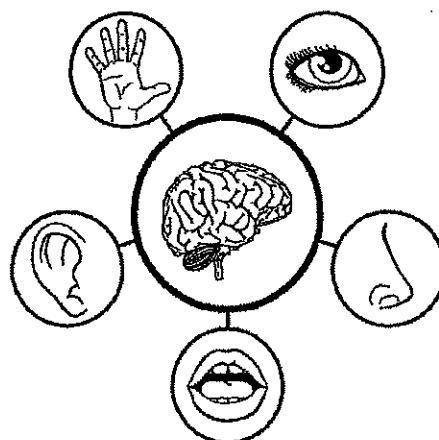
$\begin{array}{r} 2 \\ -1 \\ \hline \end{array}$	$\begin{array}{r} 8 \\ +0 \\ \hline \end{array}$	$\begin{array}{r} 7 \\ +1 \\ \hline \end{array}$	$\begin{array}{r} 3 \\ +3 \\ \hline \end{array}$	$\begin{array}{r} 6 \\ +6 \\ \hline \end{array}$	$\begin{array}{r} 6 \\ +0 \\ \hline \end{array}$	$\begin{array}{r} 8 \\ +1 \\ \hline \end{array}$
--------------------------------------------------	--------------------------------------------------	--------------------------------------------------	--------------------------------------------------	--------------------------------------------------	--------------------------------------------------	--------------------------------------------------

$\begin{array}{r} 1 \\ +1 \\ \hline \end{array}$	$\begin{array}{r} 5 \\ +0 \\ \hline \end{array}$	$\begin{array}{r} 6 \\ -1 \\ \hline \end{array}$	$\begin{array}{r} 4 \\ +4 \\ \hline \end{array}$	$\begin{array}{r} 8 \\ +8 \\ \hline \end{array}$	$\begin{array}{r} 1 \\ +0 \\ \hline \end{array}$	$\begin{array}{r} 3 \\ -1 \\ \hline \end{array}$
--------------------------------------------------	--------------------------------------------------	--------------------------------------------------	--------------------------------------------------	--------------------------------------------------	--------------------------------------------------	--------------------------------------------------

My name is _____

My Five Senses

Practice your writing by tracing the start of each sentence. The last word is missing! Draw a line to the correct body part to finish off the sentence. The first one has been done for you.




I taste with my _____

I smell with my _____

I see with my _____


I hear with my _____

I touch with my _____



Read the sentence. Color the picture.

Name : _____



I see a king.

Trace it.

I see a king.

Write it.

Name: _____

Date: _____





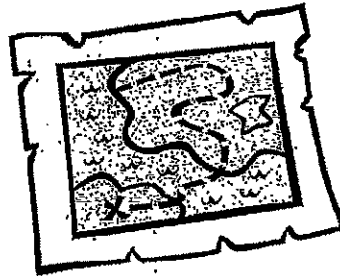
24. Maps and Globes

Circle each globe. Draw an X on each map.

A **globe** is a round model of Earth. It shows the continents and oceans.



A **map** is a flat drawing of places on Earth. It can show more details than a globe.




Day 2

Reading Review

Name: _____

Reread your story from last night. Write one sentence about your story and draw what happened in the story.




Name _____

Inclement Weather Day 2

1.

Six dogs were playing. Two dogs went home. Draw a picture and write a number sentence to show how many dogs are playing now.




Number sentence _____

How many dogs are playing now? _____ dogs

2.

Eight cats were playing. Four cats went home. Draw a picture and write a number sentence to show how many cats are playing now.




Number sentence _____

How many cats are playing now? _____ cats

3.

Six cats were eating. Three more cats came to eat. Draw a picture and write a number sentence to show how many cats are eating now.



Number sentence _____

How many cats are eating now? _____ cats

4. Write the number that is one more.

6, _____

17, _____

22, _____

Name _____

Inclement Weather Day 2

5. Write the number that is one more.

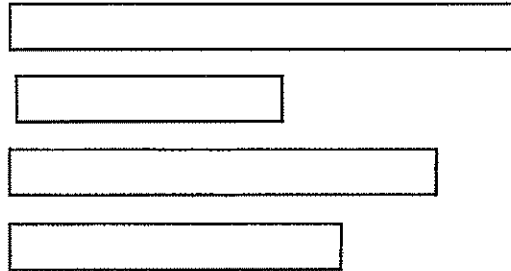
5, _____

16, _____

29, _____

5.

Color the longest train red.
Color the second longest train yellow.
Color the shortest train blue.



6. Write the answers.

$$\begin{array}{r} 4 \\ +0 \\ \hline \end{array} \quad \begin{array}{r} 5 \\ +0 \\ \hline \end{array} \quad \begin{array}{r} 5 \\ +1 \\ \hline \end{array} \quad \begin{array}{r} 8 \\ +1 \\ \hline \end{array} \quad \begin{array}{r} 7 \\ +7 \\ \hline \end{array} \quad \begin{array}{r} 4 \\ +1 \\ \hline \end{array} \quad \begin{array}{r} 9 \\ +9 \\ \hline \end{array}$$

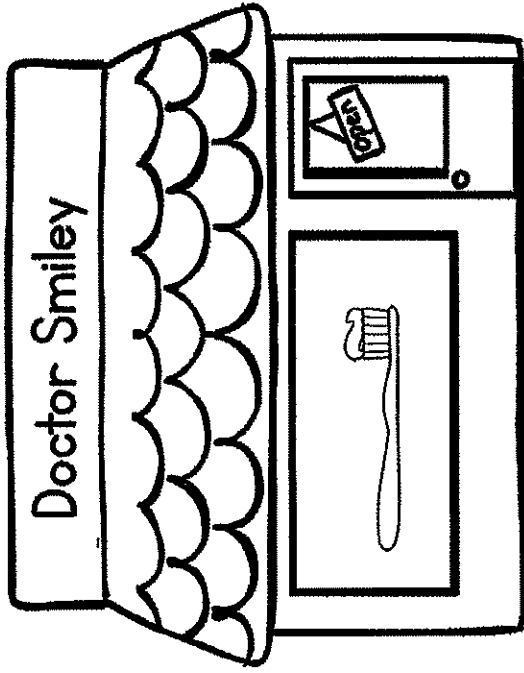
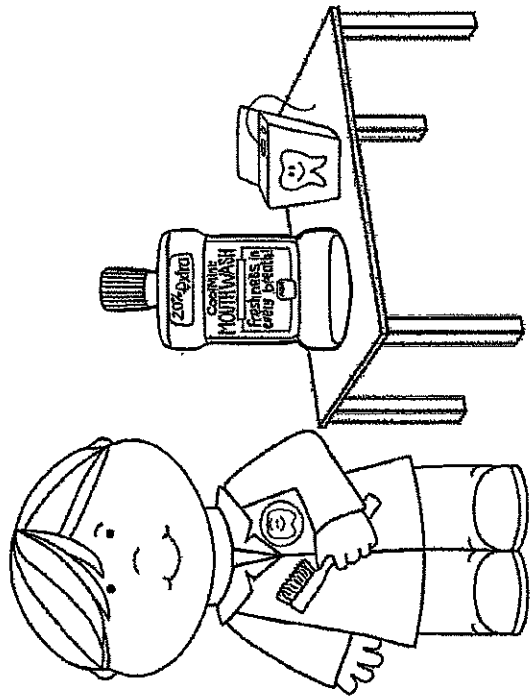
$$\begin{array}{r} 2 \\ +1 \\ \hline \end{array} \quad \begin{array}{r} 8 \\ +8 \\ \hline \end{array} \quad \begin{array}{r} 7 \\ +1 \\ \hline \end{array} \quad \begin{array}{r} 3 \\ +3 \\ \hline \end{array} \quad \begin{array}{r} 6 \\ +6 \\ \hline \end{array} \quad \begin{array}{r} 6 \\ +0 \\ \hline \end{array} \quad \begin{array}{r} 8 \\ +1 \\ \hline \end{array}$$

$$\begin{array}{r} 8 \\ +1 \\ \hline \end{array} \quad \begin{array}{r} 5 \\ +0 \\ \hline \end{array} \quad \begin{array}{r} 6 \\ +0 \\ \hline \end{array} \quad \begin{array}{r} 4 \\ +4 \\ \hline \end{array} \quad \begin{array}{r} 9 \\ +9 \\ \hline \end{array} \quad \begin{array}{r} 1 \\ +0 \\ \hline \end{array} \quad \begin{array}{r} 3 \\ +1 \\ \hline \end{array}$$

COMMUNITY HELPERS

Dentist

Name: _____



I am a dentist.

I take care of teeth.

I work in a dental office.

I have a toothbrush.

Practicing Penmanship Through Alphabet Sentences




Read the sentence:

Max and Jack flew in a very big plane to see the queen of a dozen lands.

Trace the sentence:

Max and Jack flew in a very big
plane to see the queen of a dozen
lands.

Write the sentence here just like the letters are written above:

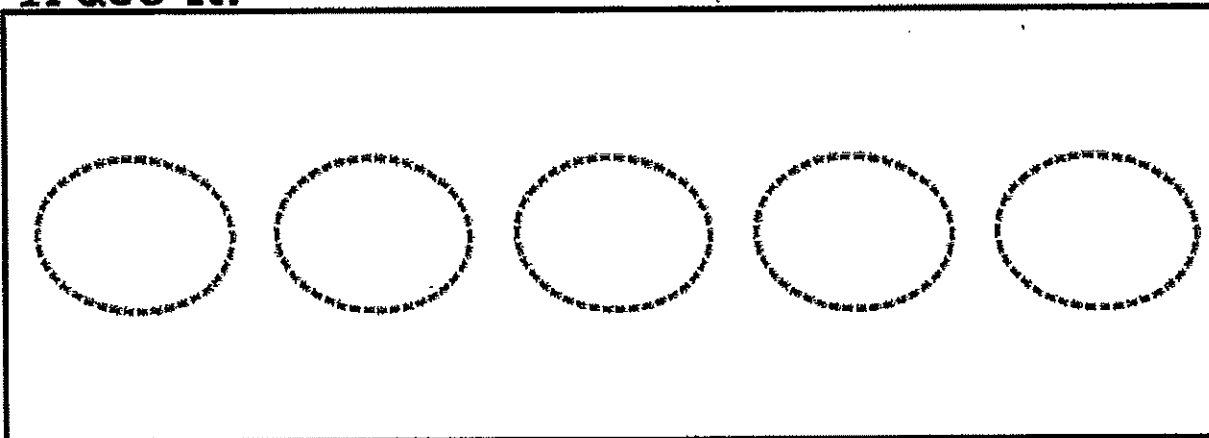


Name _____ Class _____


Week 1

The Whole Note


Trace it!



Draw it!



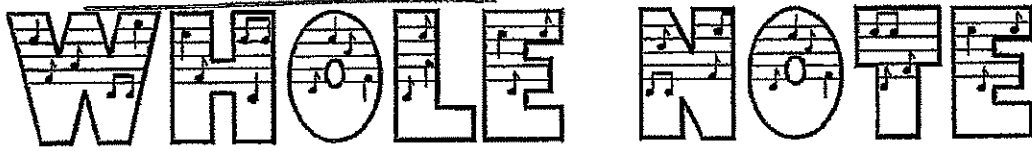
Put it on the staff. 5 times




Name: _____

Classroom
Teacher: _____

Week: _____



Circle all the whole notes.




Day 3

Reading Review

Name: _____

Reread your story from last night. Write one sentence about your story and draw what happened in the story.

Handwriting practice lines consisting of six sets of three horizontal lines (top solid, middle dashed, bottom solid).



Name _____

Day 3

Date _____

Day of the week _____

There are five books on the table. Ben put two of the books away on the bookshelf. Draw a picture and write a number sentence to show how many books are on the table now.

Number sentence _____

How many books are on the table now? _____ books

There are seven books on the table. Sally put three of the books away on the bookshelf. Draw a picture and write a number sentence to show how many books are on the table now.

Number sentence _____

How many books are on the table now? _____ books

How many more black stars than gold stars did the children cut out?

_____ stars

black	★	★	★	★	★	★	★	★	★
gold	★	★	★	★					

How many more yellow faces than blue faces did the children cut out?

_____ faces

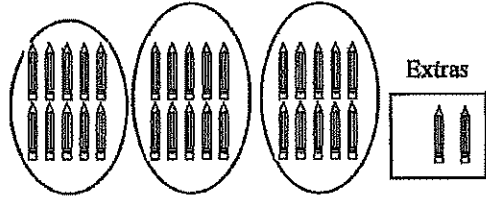
blue	😊	😊	😊	😊	😊			
yellow	😊	😊	😊	😊	😊	😊	😊	

Cody put the pencils in groups of 10.

How many groups of 10 does he have? _____

How many extra pencils does he have? _____

How many pencils does he have altogether? _____

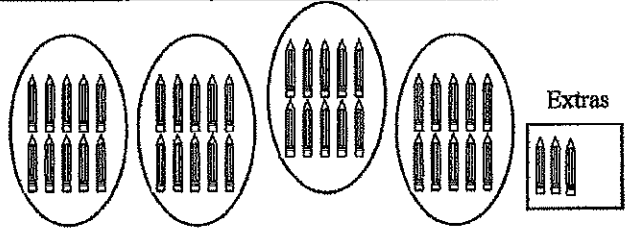


Bria put the pencils in groups of 10.

How many groups of 10 does he have? _____

How many extra pencils does he have? _____

How many pencils does he have altogether? _____



Joetta's receipt at the classroom store looked like this:

How much money did she spend for the two items? _____

		dimes	pennies	
crackers		1	6	¢
fruit	+	3	3	¢
Total				¢

$2 + 3 = \underline{\quad}$

$5 + 4 = \underline{\quad}$

$6 + 5 = \underline{\quad}$

$9 + 8 = \underline{\quad}$

$3 + 2 = \underline{\quad}$

$4 + 3 = \underline{\quad}$

$7 + 6 = \underline{\quad}$

$8 + 7 = \underline{\quad}$

$1 + 2 = \underline{\quad}$

$4 + 5 = \underline{\quad}$

$7 + 8 = \underline{\quad}$

$8 + 9 = \underline{\quad}$

Name: _____

We love to exercise!



I like to exercise by


it makes me feel

Name : _____

Date : _____

Reading

II. Color the picture and trace the sentence.



The polar bear has
two little cubs.




Numbers Review

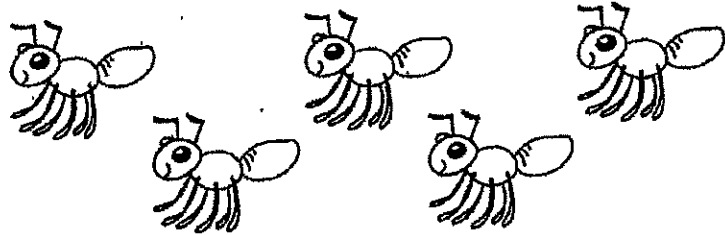


Me llamo _____




Write the number next to the Spanish word. Circle the correct number of animals for each number shown. Color the pictures. 


uno




cinco




dos



cuatro



tres



Flores y colores


Me llamo _____.

Tengo _____ años.




Color each flower with the correct color for the Spanish word.

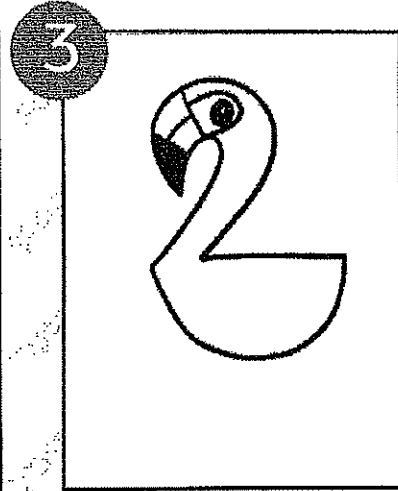
azul café amarillo rosado
 verde rojo morado anaranjado




1 Fold your paper in half. Draw a large number two that ends along the folded line.




2 Continue the curved portion of the two down and then back up and around to make the neck. Draw a large "U" shape for the body.



3 Add an eye and section off the beak.



4 Draw a simple straight leg by drawing two lines and connecting them with a zigzag line. Add a bent leg behind.




5 Add a wing inside the body and longer tail feathers.



6 Add a horizon line, wavy lines for the water's edge and a simple cabana from a square and triangle.

FLAMINGO BEACH

DRAWING GUIDE



Name _____

Prima Art Assignment

Directions: Draw a flamingo (see the drawing guide to help you with step by step instructions). Adding color is optional.

